

FORM NO. MGT-7

[Pursuant to sub-Section(1) of section 92 of the Companies Act, 2013 and sub-rule (1) of rule 11of the Companies (Management and Administration) Rules, 2014]



सत्यमेव जयते

Annual Return (other than OPCs and Small Companies)

Form language English Hindi

Refer the instruction kit for filing the form.

I. REGISTRATION AND OTHER DETAILS

(i) * Corporate Identification Number (CIN) of the company

L70101HR1963PLC002484

Pre-fill

Global Location Number (GLN) of the company

* Permanent Account Number (PAN) of the company

AAACD3494N

(ii) (a) Name of the company

DLF LIMITED

(b) Registered office address

SHOPPING MALL 3RD FLOOR ARJUN MARG,PHASE I DLF CITY GURGA
ON NA
HARYANA
Haryana
122002

(c) *e-mail ID of the company

CO*****LF.IN

(d) *Telephone number with STD code

01*****00

(e) Website

www.dlf.in

(iii) Date of Incorporation

04/07/1963

(iv)	Type of the Company	Category of the Company	Sub-category of the Company
	Public Company	Company limited by shares	Indian Non-Government company

(v) Whether company is having share capital

Yes No

(vi) *Whether shares listed on recognized Stock Exchange(s)

Yes No

(a) Details of stock exchanges where shares are listed

S. No.	Stock Exchange Name	Code
1	NATIONAL STOCK EXCHANGE OF INDIA LIMITED	1,024
2	BSE LIMITED	1

(b) CIN of the Registrar and Transfer Agent

L72400TG2017PLC117649

Pre-fill

Name of the Registrar and Transfer Agent

KFIN TECHNOLOGIES LIMITED

Registered office address of the Registrar and Transfer Agents

Selenium, Tower B, Plot No- 31 & 32, Financial District, N
anakramguda, Serili ngampally NA

(vii) *Financial year From date 01/04/2023 (DD/MM/YYYY) To date 31/03/2024 (DD/MM/YYYY)

(viii) *Whether Annual general meeting (AGM) held Yes No

(a) If yes, date of AGM 07/08/2024

(b) Due date of AGM 31/08/2024

(c) Whether any extension for AGM granted Yes No

II. PRINCIPAL BUSINESS ACTIVITIES OF THE COMPANY

*Number of business activities 1

S.No	Main Activity group code	Description of Main Activity group	Business Activity Code	Description of Business Activity	% of turnover of the company
1	L	Real Estate	L1	Real estate activities with own or leased property	100

III. PARTICULARS OF HOLDING, SUBSIDIARY AND ASSOCIATE COMPANIES (INCLUDING JOINT VENTURES)

*No. of Companies for which information is to be given 144

Pre-fill All

S.No	Name of the company	CIN / FCRN	Holding/ Subsidiary/Associate/ Joint Venture	% of shares held
1	RAJDHANI INVESTMENTS AND	U65993HR1972PTC112679	Holding	61.53
2	AMISHI BUILDERS & DEVELOPE	U45201HR2005PTC106161	Subsidiary	100

3	ANGELINA REAL ESTATES PRIV	U45201HR2006PTC082748	Subsidiary	100
4	BREEZE CONSTRUCTIONS PRIV	U45201DL2005PTC135476	Subsidiary	100
5	DALMIA PROMOTERS AND DEV	U74899DL1989PTC035211	Subsidiary	100
6	DELANCO REALTORS PRIVATE	U70101HR2006PTC106163	Subsidiary	100
7	DELTALAND BUILDCON PRIVA	U70101HR2006PTC106164	Subsidiary	100
8	DLF ASPINWAL HOTELS PRIVA	U55101HR2007PTC037131	Subsidiary	100
9	DLF COCHIN HOTELS PRIVATE	U55101HR2007PTC037153	Subsidiary	100
10	DLF PROPERTY DEVELOPERS L	U70100HR2006PLC106417	Subsidiary	100
11	DLF HOME DEVELOPERS LIMIT	U74899HR1995PLC082458	Subsidiary	100
12	DLF HOMES GOA PRIVATE LIM	U99999HR2006PTC106266	Subsidiary	100
13	DLF INFO PARK (PUNE) LIMITE	U45202HR2010PLC076838	Subsidiary	100
14	DLF LUXURY HOMES LIMITED	U70109HR2013PLC075772	Subsidiary	100
15	DLF PROJECTS LIMITED.	U45201HR2006PLC036025	Subsidiary	100
16	DLF RECREATIONAL FOUNDAT	U92490HR2008PLC101701	Subsidiary	99.74
17	DLF RESIDENTIAL PARTNERS LI	U45400HR2008PLC075615	Subsidiary	100
18	DLF SOUTHERN TOWNS PRIVA	U45201HR2006PTC102641	Subsidiary	100
19	DLF UNIVERSAL LIMITED..	U55100HR1980PLC034800	Subsidiary	100
20	DLF UTILITIES LIMITED	U01300HR1989PLC030646	Subsidiary	100
21	DOMUS REAL ESTATE PRIVATE	U00082DL2005PTC140528	Subsidiary	100
22	EDWARD KEVENTER (SUCCESS	U74899DL1946PTC001029	Subsidiary	100
23	GALLERIA PROPERTY MANAGE	U74920HR1999PTC034169	Subsidiary	100
24	ISABEL BUILDERS & DEVELOPE	U45201DL2006PTC147285	Subsidiary	100
25	LODHI PROPERTY COMPANY L	U74110DL2001PLC361635	Subsidiary	100
26	NIOBE BUILDERS & DEVELOPEF	U45200HR2006PTC082729	Subsidiary	100
27	PALIWAL DEVELOPERS LIMITE	U74899HR2003PLC114810	Subsidiary	100

28	RIVERIA COMMERCIAL DEVELOPMENT	U74110DL2007PLC158911	Subsidiary	100
29	DLF BUILDERS AND DEVELOPERS	U70200HR2011PTC043061	Subsidiary	100
30	SHIVAJI MARG MAINTENANCE	U93000HR2004PLC035515	Subsidiary	100
31	DLF INFO CITY HYDERABAD LIMITED	U70200HR2017PLC106791	Subsidiary	100
32	KOLKATA INTERNATIONAL CO	U70101DL2005PLC137339	Subsidiary	99.9
33	DLF HOMES PANCHKULA PRIVATE LIMITED	U45400HR2007PTC038443	Subsidiary	99.94
34	ANANTI BUILDERS & CONSTRUCTORS	U70101HR2005PTC090188	Subsidiary	100
35	ATHEROL BUILDERS & DEVELOPERS	U45400HR2007PTC089790	Subsidiary	100
36	BLANCA BUILDERS & DEVELOPERS	U45201HR2006PTC091947	Subsidiary	100
37	CADENCE BUILDERS & CONSTRUCTORS	U45201HR2006PTC091954	Subsidiary	100
38	DAMALIS BUILDERS & DEVELOPERS	U45201HR2006PTC091957	Subsidiary	100
39	DEMARCO DEVELOPERS AND CONSTRUCTORS	U45400HR2007PTC036803	Subsidiary	100
40	GARV DEVELOPERS PRIVATE LIMITED	U70101HR2005PTC092335	Subsidiary	100
41	KARIDA REAL ESTATES PRIVATE LIMITED	U45201HR2006PTC091950	Subsidiary	100
42	KOKOLATH BUILDERS & DEVELOPERS	U45201HR2005PTC091965	Subsidiary	100
43	MILDA BUILDWELL PRIVATE LIMITED	U70101HR2007PTC091327	Subsidiary	100
44	MOHAK REAL ESTATE PRIVATE LIMITED	U70101HR2005PTC091964	Subsidiary	100
45	MUFALLAH BUILDERS & DEVELOPERS	U45201HR2006PTC091958	Subsidiary	100
46	NAJA ESTATES DEVELOPERS PRIVATE LIMITED	U45201HR2006PTC091310	Subsidiary	100
47	NADISH REAL ESTATE PRIVATE LIMITED	U70101HR2005PTC091960	Subsidiary	100
48	RAEKS ESTATES DEVELOPERS PRIVATE LIMITED	U45201HR2006PTC091307	Subsidiary	100
49	SKYRISE HOME DEVELOPERS PRIVATE LIMITED	U45201HR2005PTC089392	Subsidiary	100
50	TALVI BUILDERS & DEVELOPERS	U45200HR2007PTC091959	Subsidiary	100
51	UNCIAL BUILDERS & CONSTRUCTORS	U45200HR2007PTC091308	Subsidiary	100
52	VERANO BUILDERS & DEVELOPERS	U70101HR2007PTC091412	Subsidiary	100

53	ZIMA BUILDERS & DEVELOPER	U45200HR2007PTC089584	Subsidiary	100
54	CYRANO BUILDERS & DEVELOPER	U45201HR2006PTC100732	Subsidiary	100
55	HATHOR REALTORS PRIVATE L	U70101HR2007PTC100729	Subsidiary	100
56	HESPER BUILDERS & DEVELOPER	U45200HR2006PTC100749	Subsidiary	100
57	KEN BUILDCON PRIVATE LIMIT	U45400HR2007PTC100735	Subsidiary	100
58	BAAL REALTORS PRIVATE LIM	U70102HR2007PTC100733	Subsidiary	100
59	GAYNOR BUILDERS & DEVELOPER	U45200HR2006PTC100951	Subsidiary	100
60	HURLEY BUILDERS & DEVELOPER	U45200HR2006PTC100734	Subsidiary	100
61	MURIEL BUILDERS & DEVELOPER	U45200HR2006PTC100736	Subsidiary	100
62	RUJULA BUILDERS & DEVELOPER	U45201HR2006PTC100895	Subsidiary	100
63	SENYMOUR BUILDERS & CONS	U45201HR2006PTC100896	Subsidiary	100
64	ADANA BUILDERS & DEVELOPER	U45201HR2006PTC100891	Subsidiary	100
65	ATI SUNDER ESTATES DEVELOPER	U45201HR2006PTC100937	Subsidiary	100
66	DLF WELLCO PRIVATE LIMITED	U93290HR2006PTC100930	Subsidiary	100
67	FIRST INDIA ESTATES AND SER	U74899HR1995PTC100955	Subsidiary	100
68	MUSETTA BUILDERS & DEVELCO	U45200HR2006PTC101040	Subsidiary	100
69	NIABI BUILDERS & DEVELOPER	U45201HR2006PTC101038	Subsidiary	100
70	PEGEEN BUILDERS & DEVELOPER	U45200HR2006PTC100894	Subsidiary	51
71	SUGREEVA BUILDERS & DEVELOPER	U45201HR2006PTC100935	Subsidiary	100
72	TATHARAJ ESTATES PRIVATE L	U45201HR2006PTC100924	Subsidiary	100
73	ZEBINA REAL ESTATES PRIVATE	U45201HR2006PTC100936	Subsidiary	100
74	DLF OFFICE DEVELOPERS PRIV	U70109HR2021PTC096519	Subsidiary	85
75	DLF LANDS INDIA PRIVATE LIM	U70102HR2007PTC036798	Subsidiary	66.66
76	DLF ASSETS LIMITED	U45201HR2006PLC096585	Subsidiary	66.66
77	DLF CITY CENTRE LIMITED	U70102HR2008PLC084410	Subsidiary	66.66

78	DLF CYBER CITY DEVELOPERS I	U45201HR2006PLC036074	Subsidiary	66.66
79	DLF EMPORIO LIMITED	U74920HR1999PLC034168	Subsidiary	66.66
80	DLF INFO CITY DEVELOPERS (C	U00000CH2003PLC026562	Subsidiary	66.66
81	DLF INFO CITY DEVELOPERS (K	U45202HR2004PLC035288	Subsidiary	66.66
82	DLF INFO PARK DEVELOPERS (C	U45200TN2008PLC067001	Subsidiary	66.66
83	DLF POWER & SERVICES LIMITE	U74110HR2016PLC063747	Subsidiary	66.66
84	DLF PROMENADE LIMITED	U74920HR1999PLC034138	Subsidiary	66.66
85	NAMBI BUILDWELL LIMITED	U45400DL2007PLC161498	Subsidiary	66.66
86	PALIWAL REAL ESTATE LIMITE	U45201DL2003PLC123061	Subsidiary	66.66
87	DLF INFO CITY CHENNAI LIMIT	U70109DL2017PLC324555	Subsidiary	66.66
88	FAIRLEAF REAL ESTATE PRIVAT	U70200HR2007PTC079061	Subsidiary	66.66
89	ATRIUM PLACE DEVELOPERS P	U74899HR2005PTC114811	Subsidiary	67
90	DLF MIDTOWN PRIVATE LIMITE	U70102DL2015PTC278986	Subsidiary	50
91	DLF URBAN PRIVATE LIMITED	U70109DL2015PTC279007	Subsidiary	50
92	AMON ESTATES PRIVATE LIMIT	U70109HR2007PTC100728	Subsidiary	100
93	CALISTA REAL ESTATES PRIVAT	U45201HR2006PTC100731	Subsidiary	100
94	HESTIA REALTORS PRIVATE LIM	U70102HR2007PTC100730	Subsidiary	100
95	CHEVALIER BUILDERS & CONS	U45201HR2006PTC100538	Subsidiary	100
96	ERASMA BUILDERS & DEVELOP	U45201HR2006PTC100534	Subsidiary	100
97	LARAIN BUILDERS & CONSTRU	U45201HR2006PTC100535	Subsidiary	100
98	SNIGDHA BUILDERS & CONSTF	U45201HR2006PTC100536	Subsidiary	100
99	BHAMINI REAL ESTATE DEVELC	U45201HR2006PTC106790	Subsidiary	100

IV. SHARE CAPITAL, DEBENTURES AND OTHER SECURITIES OF THE COMPANY

(i) *SHARE CAPITAL

(a) Equity share capital

Total number of equity shares	5,012,207,600	2,482,993,953	2,482,993,953	2,475,311,706
Total amount of equity shares (in Rupees)	10,024,415,200	4,965,987,906	4,965,987,906	4,950,623,412

Number of classes

1

Number of equity shares	5,012,207,600	2,482,993,953	2,482,993,953	2,475,311,706
Nominal value per share (in rupees)	2	2	2	2
Total amount of equity shares (in rupees)	10,024,415,200	4,965,987,906	4,965,987,906	4,950,623,412

(b) Preference share capital

Total number of preference shares	54,348	0	0	0
Total amount of preference shares (in rupees)	5,434,800	0	0	0

Number of classes

1

Number of preference shares	54,348	0	0	0
Nominal value per share (in rupees)	100	100	100	100
Total amount of preference shares (in rupees)	5,434,800	0	0	0

(c) Unclassified share capital

Total amount of unclassified shares	0

(d) Break-up of paid-up share capital

Equity shares	Physical	DEMAT	Total			
At the beginning of the year	476,317	2,474,835,3	2475311706	4,950,623,4	4,950,623,	

Increase during the year	0	179,266	179266	0	0	0
i. Public Issues	0	0	0	0	0	0
ii. Rights issue	0	0	0	0	0	0
iii. Bonus issue	0	0	0	0	0	0
iv. Private Placement/ Preferential allotment	0	0	0	0	0	0
v. ESOPs	0	0	0	0	0	0
vi. Sweat equity shares allotted	0	0	0	0	0	0
vii. Conversion of Preference share	0	0	0	0	0	0
viii. Conversion of Debentures	0	0	0	0	0	0
ix. GDRs/ADRs	0	0	0	0	0	0
x. Others, specify		179,266	179266			
PHYSICAL TO DEMAT						
Decrease during the year	179,266	0	179266	0	0	0
i. Buy-back of shares	0	0	0	0	0	0
ii. Shares forfeited	0	0	0	0	0	0
iii. Reduction of share capital	0	0	0	0	0	0
iv. Others, specify	179,266		179266			
PHYSICAL TO DEMAT						
At the end of the year	297,051	2,475,014,6	2475311706	4,950,623,4	4,950,623,	
Preference shares						
At the beginning of the year	0	0	0	0	0	
Increase during the year	0	0	0	0	0	0
i. Issues of shares	0	0	0	0	0	0
ii. Re-issue of forfeited shares	0	0	0	0	0	0
iii. Others, specify						
Decrease during the year	0	0	0	0	0	0
i. Redemption of shares	0	0	0	0	0	0

ii. Shares forfeited	0	0	0	0	0	0
iii. Reduction of share capital	0	0	0	0	0	0
iv. Others, specify						
At the end of the year	0	0	0	0	0	

ISIN of the equity shares of the company

INE271C01023

(ii) Details of stock split/consolidation during the year (for each class of shares)

0

Class of shares		(i)	(ii)	(iii)
Before split / Consolidation	Number of shares			
	Face value per share			
After split / Consolidation	Number of shares			
	Face value per share			

(iii) Details of shares/Debentures Transfers since closure date of last financial year (or in the case of the first return at any time since the incorporation of the company) *

Nil

[Details being provided in a CD/Digital Media]

Yes No Not Applicable

Separate sheet attached for details of transfers

Yes No

Note: In case list of transfer exceeds 10, option for submission as a separate sheet attachment or submission in a CD/Digital Media may be shown.

Date of the previous annual general meeting		
Date of registration of transfer (Date Month Year)		
Type of transfer		1 - Equity, 2- Preference Shares, 3 - Debentures, 4 - Stock
Number of Shares/ Debentures/ Units Transferred		Amount per Share/ Debenture/Unit (in Rs.)

Ledger Folio of Transferor				<input type="text"/>		
Transferor's Name	<input type="text"/>		<input type="text"/>		<input type="text"/>	
	Surname		middle name		first name	
Ledger Folio of Transferee				<input type="text"/>		
Transferee's Name	<input type="text"/>		<input type="text"/>		<input type="text"/>	
	Surname		middle name		first name	

Date of registration of transfer (Date Month Year)				<input type="text"/>		
Type of transfer	<input type="text"/>	1 - Equity, 2- Preference Shares,3 - Debentures, 4 - Stock				
Number of Shares/ Debentures/ Units Transferred	<input type="text"/>		Amount per Share/ Debenture/Unit (in Rs.)	<input type="text"/>		
Ledger Folio of Transferor				<input type="text"/>		
Transferor's Name	<input type="text"/>		<input type="text"/>		<input type="text"/>	
	Surname		middle name		first name	
Ledger Folio of Transferee				<input type="text"/>		
Transferee's Name	<input type="text"/>		<input type="text"/>		<input type="text"/>	
	Surname		middle name		first name	

(iv) *Debentures (Outstanding as at the end of financial year)

Particulars	Number of units	Nominal value per unit	Total value
Non-convertible debentures	0	0	0
Partly convertible debentures	0	0	0
Fully convertible debentures	0	0	0

Particulars	Number of units	Nominal value per unit	Total value
Total			0

Details of debentures

Class of debentures	Outstanding as at the beginning of the year	Increase during the year	Decrease during the year	Outstanding as at the end of the year
Non-convertible debentures	0	0	0	0
Partly convertible debentures	0	0	0	0
Fully convertible debentures	0	0	0	0

(v) Securities (other than shares and debentures)

0

Type of Securities	Number of Securities	Nominal Value of each Unit	Total Nominal Value	Paid up Value of each Unit	Total Paid up Value
Total					

V. *Turnover and net worth of the company (as defined in the Companies Act, 2013)

(i) Turnover

32,425,791,487

(ii) Net worth of the Company

294,721,853,236

VI. (a) *SHARE HOLDING PATTERN - Promoters

S. No.	Category	Equity		Preference	
		Number of shares	Percentage	Number of shares	Percentage
1.	Individual/Hindu Undivided Family				
	(i) Indian	23,530,900	0.95	0	
	(ii) Non-resident Indian (NRI)	0	0	0	
	(iii) Foreign national (other than NRI)	0	0	0	
2.	Government				
	(i) Central Government	0	0	0	
	(ii) State Government	0	0	0	
	(iii) Government companies	0	0	0	

3.	Insurance companies	0	0	0	
4.	Banks	0	0	0	
5.	Financial institutions	0	0	0	
6.	Foreign institutional investors	0	0	0	
7.	Mutual funds	0	0	0	
8.	Venture capital	0	0	0	
9.	Body corporate (not mentioned above)	1,810,103,485	73.13	0	
10.	Others	0	0	0	
	Total	1,833,634,385	74.08	0	0

Total number of shareholders (promoters)

11

(b) *SHARE HOLDING PATTERN - Public/Other than promoters

S. No.	Category	Equity		Preference	
		Number of shares	Percentage	Number of shares	Percentage
1.	Individual/Hindu Undivided Family				
	(i) Indian	100,183,654	4.05	0	
	(ii) Non-resident Indian (NRI)	3,487,670	0.14	0	
	(iii) Foreign national (other than NRI)	32,000	0	0	
2.	Government				
	(i) Central Government	0	0	0	
	(ii) State Government	0	0	0	
	(iii) Government companies	1,312	0	0	
3.	Insurance companies	23,617,011	0.95	0	
4.	Banks	3,400	0	0	
5.	Financial institutions	0	0	0	
6.	Foreign institutional investors	409,143,331	16.53	0	
7.	Mutual funds	86,522,664	3.5	0	

8.	Venture capital	0	0	0	
9.	Body corporate (not mentioned above)	11,587,269	0.47	0	
10.	Others (Provident Funds/ Pension	7,099,010	0.29	0	
	Total	641,677,321	25.93	0	0

Total number of shareholders (other than promoters) 426,242

**Total number of shareholders (Promoters+Public/
Other than promoters)** 426,253

(c) *Details of Foreign institutional investors' (FIIs) holding shares of the company

797

Name of the FII	Address	Date of Incorporation	Country of Incorporation	Number of shares held	% of shares held
BAYVK A2 FONDS	THEODOR-HEUSS-ALLEE 70 FRAN		DE	1,486,390	0.06
EMERGING MARKETS	25/28 NORTH WALL QUAY DUBLIN		IE	170,757	0.01
EMERGING MARKETS	400 HOWARD STREET SAN FRANC		US	1,206,000	0.05
EMERGING MARKETS	400 HOWARD STREET SAN FRANC		US	70,161	0
EMERGING MARKETS	400 HOWARD STREET SAN FRANC		US	2,761,822	0.11
EMERGING MARKETS	400 HOWARD STREET SAN FRANC		US	12,615	0
FONDITALIA EQUITY II	9-11 Rue Goethe 9-11 Rue Goethe		LU	158,810	0.01
FONDITALIA EQUITY F	9 - 11 rue Goethe		LU	53,045	0
HSBC INDIAN EQUITY	2-11-3 HAMAMATSUCHO MINATO		JP	3,148,716	0.13
HSBC POOLED INVEST	HSBC MAIN BUILDING 1 QUEENS F		HK	2,353,305	0.1
HSBC POOLED INVEST	HSBC MAIN BUILDING 1 QUEENS F		HK	88,360	0
NOMURA I-2 UMBRELI	101 TOWER 30F NO 7 SEC 5 XINYI		TW	56,880	0
INVESTERINGSFORENI	PARALLELVEJ 17 2800 KGS LYNGB		DK	12,852	0
INVESTERINGSFORENI	PARALLELVEJ 17 2800 KGS LYNGB		DK	104,850	0
CUSTODY BANK OF JA	8-11 HARUMI 1 CHOME CHUO-KU		JP	15,075	0
LANSFORSAKRINGAR	TEGELUDDSVAGEN 11-13 STOCKH		SE	231,859	0.01
LACM EMERGING MAF	11150 SANTA MONICA BLVD SUITE		US	85,990	0

Name of the FII	Address	Date of Incorporation	Country of Incorporation	Number of shares held	% of shares held
LO FUNDS - EMERGIN	291 ROUTE D' ARLON L-1150 LUXE		LU	138,800	0.01
LANSFORSAKRINGAR	TEGELUDDSVAGEN 11-13 STOCKH		SE	134,349	0.01
MANULIFE GLOBAL FL	ATRIUM BUSINESS PARK 31 Z A BC		LU	764,510	0.03
MSCI EQUITY INDEX FI	400 HOWARD STREET SAN FRANC		US	2,348,488	0.09
NOMURA INDIA INVES	2-11-3 Hamamatsucho Minato-ku		JP	10,158,710	0.41
DWS ESG TOP ASIEN	MAINZER LANDSTRASSE 11-17 FR		DE	1,440,000	0.06
UBS FUND MANAGEM	AESCHENPLATZ 6			1,164,599	0.05
UBS FUND MANAGEM	AESCHENPLATZ 6			249,818	0.01

**VII. *NUMBER OF PROMOTERS, MEMBERS, DEBENTURE HOLDERS
(Details, Promoters, Members (other than promoters), Debenture holders)**

Promoters	13	11
Members (other than promoters)	422,139	426,242
Debenture holders	0	0

VIII. DETAILS OF DIRECTORS AND KEY MANAGERIAL PERSONNEL

(A) *Composition of Board of Directors

Category	Number of directors at the beginning of the year		Number of directors at the end of the year		Percentage of shares held by directors as at the end of year	
	Executive	Non-executive	Executive	Non-executive	Executive	Non-executive
A. Promoter	1	3	1	3	0.01	0.87
B. Non-Promoter	2	8	2	7	0.01	0
(i) Non-Independent	2	1	2	0	0.01	0
(ii) Independent	0	7	0	7	0	0
C. Nominee Directors representing	0	0	0	0	0	0
(i) Banks & FIs	0	0	0	0	0	0
(ii) Investing institutions	0	0	0	0	0	0

(iii) Government	0	0	0	0	0	0
(iv) Small share holders	0	0	0	0	0	0
(v) Others	0	0	0	0	0	0
Total	3	11	3	10	0.02	0.87

Number of Directors and Key managerial personnel (who is not director) as on the financial year end date

14

(B) (i) *Details of directors and Key managerial personnel as on the closure of financial year

Name	DIN/PAN	Designation	Number of equity share(s) held	Date of cessation (after closure of financial year : If any)
Mr. Rajiv Singh	00003214	Whole-time director	256,320	
Mr. Ashok Kumar Tyag	00254161	Managing Director	261,660	
Mr. Devinder Singh	02569464	Managing Director	95,793	
Ms. Pia Singh	00067233	Director	21,420,500	
Ms. Savitri Devi Singh	01644076	Director	0	
Ms. Anushka Singh	03324893	Director	0	
Ms. Priya Paul	00051215	Director	270	
Mr. Vivek Mehra	00101328	Director	8,183	
Mr. Ved Kumar Jain	00485623	Director	0	
Mr. Pramod Bhasin	01197009	Director	0	
Lt. Gen. Retd. Aditya S	06949999	Director	0	
Mr. Amarjit Singh Mino	00010490	Director	0	
Dr. Umesh Kumar Cha	10263441	Director	0	
Mr. Ram Parkash Punj	AAHPP2208E	Company Secretar	10,254	

(ii) Particulars of change in director(s) and Key managerial personnel during the year

8

Name	DIN/PAN	Designation at the beginning / during the financial year	Date of appointment/ change in designation/ cessation	Nature of change (Appointment/ Change in designation/ Cessation)
Late Rajiv Krishan L	00022285	Director	10/05/2023	Cessation
Mr. Ashok Kumar Ty	00254161	Managing Director	04/08/2023	Change in Designation
Mr. Devinder Singh	02569464	Managing Director	04/08/2023	Change in Designation
Dr. Umesh Kumar C	10263441	Director	04/08/2023	Appointment
Late Gurvirendra Sir	00559460	Director	27/01/2024	Cessation
Mr. Vivek Anand	ADYPA2842B	CFO	29/02/2024	Cessation
Mr. Ved Kumar Jain	00485623	Director	31/03/2024	Retirement
Mr. Pramod Bhasin	01197009	Director	31/03/2024	Retirement

IX. MEETINGS OF MEMBERS/CLASS OF MEMBERS/BOARD/COMMITTEES OF THE BOARD OF DIRECTORS

A. MEMBERS/CLASS /REQUISITIONED/NCLT/COURT CONVENED MEETINGS

Number of meetings held

1

Type of meeting	Date of meeting	Total Number of Members entitled to attend meeting	Attendance	
			Number of members attended	% of total shareholding
ANNUAL GENERAL MEETI	04/08/2023	408,365	241	74.35

B. BOARD MEETINGS

*Number of meetings held

7

S. No.	Date of meeting	Total Number of directors associated as on the date of meeting	Attendance	
			Number of directors attended	% of attendance
1	12/05/2023	13	10	76.92
2	30/06/2023	13	9	69.23
3	21/07/2023	13	11	84.62
4	04/08/2023	13	11	84.62
5	30/10/2023	14	10	71.43

S. No.	Date of meeting	Total Number of directors associated as on the date of meeting	Attendance	
			Number of directors attended	% of attendance
6	24/01/2024	14	11	78.57
7	27/03/2024	13	11	84.62

C. COMMITTEE MEETINGS

Number of meetings held

33

S. No.	Type of meeting	Date of meeting	Total Number of Members as on the date of the meeting	Attendance	
				Number of members attended	% of attendance
1	Audit Committee	26/04/2023	4	4	100
2	Audit Committee	12/05/2023	4	3	75
3	Audit Committee	30/06/2023	4	3	75
4	Audit Committee	21/07/2023	4	4	100
5	Audit Committee	03/08/2023	4	3	75
6	Audit Committee	29/08/2023	4	4	100
7	Audit Committee	30/10/2023	4	4	100
8	Audit Committee	11/12/2023	4	3	75
9	Audit Committee	24/01/2024	4	3	75
10	Audit Committee	13/03/2024	4	4	100

D. *ATTENDANCE OF DIRECTORS

S. No.	Name of the director	Board Meetings			Committee Meetings			Whether attended AGM held on
		Number of Meetings which director was entitled to attend	Number of Meetings attended	% of attendance	Number of Meetings which director was entitled to attend	Number of Meetings attended	% of attendance	07/08/2024
								(Y/N/NA)
1	Mr. Rajiv Sing	7	6	85.71	4	3	75	Yes
2	Mr. Ashok Kur	7	7	100	11	11	100	Yes
3	Mr. Devinder S	7	7	100	7	5	71.43	Yes
4	Ms. Pia Singh	7	6	85.71	3	3	100	Yes

5	Ms. Savitri De	7	5	71.43	0	0	0	Yes
6	Ms. Anushka S	7	6	85.71	0	0	0	Yes
7	Ms. Priya Pau	7	3	42.86	7	7	100	Yes
8	Mr. Vivek Meh	7	7	100	17	17	100	Yes
9	Mr. Ved Kuma	7	7	100	32	32	100	Not Applicable
10	Mr. Pramod Bl	7	3	42.86	20	14	70	Not Applicable
11	Lt. Gen. Retd.	7	7	100	7	7	100	Yes
12	Mr. Amarjit Sir	7	7	100	30	30	100	Yes
13	Dr. Umesh Ku	3	1	33.33	3	1	33.33	Yes

X. *REMUNERATION OF DIRECTORS AND KEY MANAGERIAL PERSONNEL

Nil

Number of Managing Director, Whole-time Directors and/or Manager whose remuneration details to be entered

3

S. No.	Name	Designation	Gross Salary	Commission	Stock Option/ Sweat equity	Others	Total Amount
1	Mr. Rajiv Singh	Whole-time Dire	15,300,000	250,900,000	0	6,815,307	273,015,307
2	Mr. Ashok Kumar T	Managing Direct	27,889,284	83,800,000	0	23,550,408	135,239,692
3	Mr. Devinder Singh	Managing Direct	27,166,656	83,800,000	0	24,264,682	135,231,338
	Total		70,355,940	418,500,000	0	54,630,397	543,486,337

Number of CEO, CFO and Company secretary whose remuneration details to be entered

2

S. No.	Name	Designation	Gross Salary	Commission	Stock Option/ Sweat equity	Others	Total Amount
1	Mr. Ram Parkash P	Company Secre	8,899,140	0	0	206,760	9,105,900
2	Mr. Vivek Anand	CFO	42,591,731	0	0	693,990	43,285,721
	Total		51,490,871	0	0	900,750	52,391,621

Number of other directors whose remuneration details to be entered

12

S. No.	Name	Designation	Gross Salary	Commission	Stock Option/ Sweat equity	Others	Total Amount
1	Ms. Pia Singh	Director	0	5,000,000	0	450,000	5,450,000
2	Late Gurvirendra Si	Director	0	4,125,683	0	100,000	4,225,683

S. No.	Name	Designation	Gross Salary	Commission	Stock Option/ Sweat equity	Others	Total Amount
3	Ms. Savitri Devi Sin	Director	0	5,000,000	0	250,000	5,250,000
4	Ms. Anushka Singh	Director	0	5,000,000	0	300,000	5,300,000
5	Mr. Ved Kumar Jain	Director	0	5,000,000	0	2,000,000	7,000,000
6	Mr. Pramod Bhasin	Director	0	5,000,000	0	900,000	5,900,000
7	Late Rajiv Krishan L	Director	0	546,448	0	0	546,448
8	Lt. Gen. Retd. Adity	Director	0	5,000,000	0	750,000	5,750,000
9	Mr. Amarjit Singh M	Director	0	5,000,000	0	1,900,000	6,900,000
10	Mr. Vivek Mehra	Director	0	5,000,000	0	1,250,000	6,250,000
11	Ms. Priya Paul	Director	0	5,000,000	0	550,000	5,550,000
12	Dr. Umesh Kumar C	Director	0	3,292,350	0	150,000	3,442,350
	Total		0	52,964,481	0	8,600,000	61,564,481

XI. MATTERS RELATED TO CERTIFICATION OF COMPLIANCES AND DISCLOSURES

* A. Whether the company has made compliances and disclosures in respect of applicable provisions of the Companies Act, 2013 during the year Yes No

B. If No, give reasons/observations

XII. PENALTY AND PUNISHMENT - DETAILS THEREOF

(A) DETAILS OF PENALTIES / PUNISHMENT IMPOSED ON COMPANY/DIRECTORS /OFFICERS Nil

Name of the company/ directors/ officers	Name of the court/ concerned Authority	Date of Order	Name of the Act and section under which penalised / punished	Details of penalty/ punishment	Details of appeal (if any) including present status

(B) DETAILS OF COMPOUNDING OF OFFENCES Nil

Name of the company/ directors/ officers	Name of the court/ concerned Authority	Date of Order	Name of the Act and section under which offence committed	Particulars of offence	Amount of compounding (in Rupees)

XIII. Whether complete list of shareholders, debenture holders has been enclosed as an attachment

Yes No

(In case of 'No', submit the details separately through the method specified in instruction kit)

XIV. COMPLIANCE OF SUB-SECTION (2) OF SECTION 92, IN CASE OF LISTED COMPANIES

In case of a listed company or a company having paid up share capital of Ten Crore rupees or more or turnover of Fifty Crore rupees or more, details of company secretary in whole time practice certifying the annual return in Form MGT-8.

Name

DEVESH KUMAR VASISHT

Whether associate or fellow

Associate Fellow

Certificate of practice number

13700

I/We certify that:

- (a) The return states the facts, as they stood on the date of the closure of the financial year aforesaid correctly and adequately.
(b) Unless otherwise expressly stated to the contrary elsewhere in this Return, the Company has complied with all the provisions of the Act during the financial year.

Declaration

I am Authorised by the Board of Directors of the company vide resolution no. ... 07 dated 23/09/2020

(DD/MM/YYYY) to sign this form and declare that all the requirements of the Companies Act, 2013 and the rules made thereunder in respect of the subject matter of this form and matters incidental thereto have been complied with. I further declare that:

1. Whatever is stated in this form and in the attachments thereto is true, correct and complete and no information material to the subject matter of this form has been suppressed or concealed and is as per the original records maintained by the company.
2. All the required attachments have been completely and legibly attached to this form.

Note: Attention is also drawn to the provisions of Section 447, section 448 and 449 of the Companies Act, 2013 which provide for punishment for fraud, punishment for false statement and punishment for false evidence respectively.

To be digitally signed by

Director

Ashok Kumar Tyagi
Digitally signed by Ashok Kumar Tyagi
Date: 2024.08.28 12:04:38 +05'30'

DIN of the director

0*2*4*6*

To be digitally signed by

Ram Parkash Punjani
Digitally signed by Ram Parkash Punjani
Date: 2024.08.28 12:16:19 +05'30'

Company Secretary

Company secretary in practice

Membership number

3*5*

Certificate of practice number

Attachments

1. List of share holders, debenture holders
2. Approval letter for extension of AGM;
3. Copy of MGT-8;
4. Optional Attachment(s), if any

Attach
Attach
Attach
Attach

List of attachments

Annexure-1.pdf
Annexure-2.pdf
Annexure-3.pdf
Annexure-4.pdf
Annexure-5.pdf
MGT 8.pdf

Remove attachment


Modify

Check Form

Prescrutiny

Submit

This eForm has been taken on file maintained by the Registrar of Companies through electronic mode and on the basis of statement of correctness given by the company



DPV & ASSOCIATES LLP

COMPANY SECRETARIES, LLPIN: AAV-8350

Reg. Off: 1A/1, Second Floor, Geeta Colony, Delhi-110031 /

Corporate Off.: B-285, First Floor, Green Fields, Sector-43, Faridabad-121010

E-mail: dpv@dpvassociates.com / devesh@dpvassociates.com

FORM NO. MGT-8

[Pursuant to Section 92(2) of the Companies Act, 2013 and rule 11(2) of the Companies (Management and Administration) Rules, 2014]

CERTIFICATE BY A COMPANY SECRETARY IN PRACTICE

We have examined the registers, records and books and papers of **DLF Limited** having **CIN - L70101HR1963PLC002484** (the 'Company') as required to be maintained under the Companies Act, 2013 (the 'Act') and the Rules made thereunder for the financial year ended on 31st March 2024. In our opinion and to the best of our information and according to the examinations carried out by us and explanations furnished to us by the Company and its officers, we certify that:

- A. the Annual Return states the facts as at the close of the aforesaid financial year correctly and adequately.
- B. during the aforesaid financial year, the Company has complied with the provisions of the Act and the Rules made thereunder in respect of:
 1. its status under the Act;
 2. maintenance of registers/ records & making entries therein within the time prescribed therefor;
 3. filing of applicable forms and returns with the Registrar of Companies, Regional Director, Central Government, Tribunal, Court or any other authorities under the provisions of the Act and the Rules made thereunder, generally, within the prescribed time, as applicable;
 4. calling/ convening/ holding meetings of the Board of Directors, its Committees and the meetings of the Members of the Company on due dates, as stated in the Annual Return in respect of which meetings, proper notices/ shorter notices were given and the proceedings including the circular resolutions and resolutions passed by postal ballot, have been properly recorded in the Minutes Book/ Registers, maintained for the purpose and the same have been signed;
 5. closure of Register of Members including fixing of record date, as the case may be;
 6. advances/ loans to its directors and/ or persons or firms or companies referred to in Section 185 of the Act, **[Not applicable during the aforesaid financial year]**;
 7. contracts/ arrangements with related parties as specified in Section 188 of the Act;
 8. transfer/ transmission of securities; there was no instance of issue or allotment of securities, issue of security certificates, buy-back of securities/ redemption of preference shares/ redemption of debentures, alteration or reduction of share capital/ conversion of shares/ securities during the aforesaid financial year;

9. keeping in abeyance the rights to dividend, rights shares and bonus shares, pending registration of transfer of shares in compliance with the provisions of the Act **[Not applicable during the aforesaid financial year]**;
10. declaration/ payment of dividend, transfer of unpaid/ unclaimed dividend/ other amounts, as applicable, to the Investor Education and Protection Fund in accordance with Section 125 of the Act;
11. signing of audited financial statements as per the provisions of Section 134 of the Act and report of the Board of Directors are as per sub - section (3), (4) and (5) thereof;
12. constitution/ appointment/ re-appointment/ filling up of casual vacancy, retirement, disclosures of the Directors, Key Managerial Personnel, wherever applicable and the remuneration paid to them;
13. appointment/ re-appointment/ filling up of causal vacancy of appointment of auditors as per the provisions of Section 139 of the Act **[Not applicable during the aforesaid financial year]**;
14. approvals required to be taken from the Central Government, Tribunal, Regional Director, Registrar of Companies, Court or such other authorities under the various provisions of the Act, wherever applicable;
15. acceptance/ renewal/ repayment of deposits **[Not applicable during the aforesaid financial year]**;
16. borrowings from the Banks and others during the period under review and creation/ modification/ satisfaction of charges in that respect, wherever applicable; there was no borrowing was made by the Company from directors, members and public financial institutions during the aforesaid financial year;
17. loans and investments or guarantees given or providing of securities to other bodies corporate or persons falling under the provisions of Section 186 of the Act; and
18. alteration of the provisions of the Memorandum and/ or Articles of Association of the Company **[Not applicable during the aforesaid financial year]**.

^On the basis of the documents produced before us and also confirmed by the management, no penalty/punishment was imposed on the Company/ Directors/ Officers under the provisions of the Companies Act, 2013 including the Rules made thereunder during the financial year ended on 31st March, 2024.



Date: August 21, 2024
Place: New Delhi

For DPV & Associates LLP
Company Secretaries
Firm Reg. No.: L2021DE009500
Peer Review Certificate No. 2792/2022

DEVESH KUMAR VASISHT
Digitally signed by
DEVESH KUMAR
VASISHT
Date: 2024.08.21
09:46:53 +05'30'

Devesh Kumar Vasisht
Managing Partner
CP No.: 13700/ Mem. No. F8488
UDIN: F008488F001008729

**III. PARTICULARS OF HOLDING, SUBSIDIARY AND ASSOCIATE COMPANIES
(INCLUDING JOINT VENTURES)****A. Subsidiary Companies under Section 2(87) of the Companies Act, 2013**

S. No.	Name of the company	CIN/ FCRN	Holding/ Subsidiary/ Associate/ Joint Venture	% of shares held
100.	CHANDRAJYOTI ESTATE DEVELOPERS PRIVATE LIMITED	U45201HR2006PTC106162	Subsidiary	100
101.	ALANKRIT ESTATES LIMITED ¹	U45202HR1984PLC018955	Subsidiary	0.02
102.	KIRTIMAAN BUILDERS LIMITED ¹	U45201HR1991PLC034887	Subsidiary	0.00
103.	UJAGAR ESTATES LIMITED ¹	U45201HR1991PLC034886	Subsidiary	0.11
104.	DLF ESTATE DEVELOPERS LIMITED ¹	U74999HR1989PLC107716	Subsidiary	100
105.	TIBERIAS DEVELOPERS LIMITED ¹	U70100HR2005PLC082942	Subsidiary	100
106.	DLF IT OFFICES CHENNAI PRIVATE LIMITED	U70100HR2011PTC044012	Subsidiary	100
107.	DLF GARDEN CITY INDORE PRIVATE LIMITED	U70101HR2005PTC104355	Subsidiary	100
108.	DLF RESIDENTIAL DEVELOPERS LIMITED	U45200HR2008PLC075587	Subsidiary	100
109.	LATONA BUILDERS & CONSTRUCTIONS PRIVATE LIMITED	U45201HR2006PTC093538	Subsidiary	100
110.	LIVANA BUILDERS & DEVELOPERS PRIVATE LIMITED	U45201HR2006PTC093539	Subsidiary	100
111.	CHAMUNDESWARI BUILDERS PRIVATE LIMITED	U70102HR2007PTC094691	Subsidiary	100
112.	DLF EXCLUSIVE FLOORS PRIVATE LIMITED	U70101HR2006PTC077951	Subsidiary	100
113.	NELLIS BUILDERS & DEVELOPERS PRIVATE LIMITED	U45201HR2006PTC103943	Subsidiary	100
114.	ROCHELLE BUILDERS & CONSTRUCTIONS PRIVATE LIMITED	U45201HR2006PTC094002	Subsidiary	100
115.	URVASI INFRATECH PRIVATE LIMITED	U45400HR2007PTC103947	Subsidiary	100
116.	ORIEL REAL ESTATES PRIVATE LIMITED	U70101HR2014PTC107211	Subsidiary	100
117.	AFAAF BUILDERS & DEVELOPERS PRIVATE LIMITED	U45201HR2006PTC089505	Subsidiary	100
118.	AARALYN BUILDERS & DEVELOPERS PRIVATE LIMITED	U45201HR2006PTC091946	Subsidiary	100
119.	AKINA BUILDERS & DEVELOPERS PRIVATE LIMITED	U45201HR2006PTC089506	Subsidiary	100
120.	ARLIE BUILDERS & DEVELOPERS PRIVATE LIMITED	U45201HR2006PTC091949	Subsidiary	100
121.	CADENCE REAL ESTATES PRIVATE LIMITED	U45201HR2006PTC091311	Subsidiary	100

S. No.	Name of the company	CIN/FCRN	Holding/ Subsidiary/ Associate/ Joint Venture	% of shares held
122.	HOSHI BUILDERS & DEVELOPERS PRIVATE LIMITED	U45200HR2006PTC089905	Subsidiary	100
123.	JAYANTI REAL ESTATE DEVELOPERS PRIVATE LIMITED	U45201HR2005PTC091315	Subsidiary	100
124.	NAJA BUILDERS & DEVELOPERS PRIVATE LIMITED	U45201HR2006PTC091962	Subsidiary	100
125.	OPHIRA BUILDERS & DEVELOPERS PRIVATE LIMITED	U45200HR2006PTC091961	Subsidiary	100
126.	QABIL BUILDERS & DEVELOPERS PRIVATE LIMITED	U45201HR2006PTC091305	Subsidiary	100
127.	SAGARDUTT BUILDERS & DEVELOPERS PRIVATE LIMITED	U45201HR2006PTC091320	Subsidiary	100
128.	UNICORN REAL ESTATE DEVELOPERS PRIVATE LIMITED	U70101HR2005PTC091317	Subsidiary	100
129.	VAMIL BUILDERS & DEVELOPERS PRIVATE LIMITED	U45201HR2006PTC092046	Subsidiary	100
130.	ZANOBI BUILDERS & CONSTRUCTIONS PRIVATE LIMITED	U45201HR2006PTC092316	Subsidiary	100
131.	TANE ESTATES PRIVATE LIMITED	U70100HR2007PTC100897	Subsidiary	100
132.	INVECON PRIVATE LIMITED ²	U74899HR1972PTC100362	Subsidiary	5.22
133.	UNI INTERNATIONAL PRIVATE LIMITED ²	U74899HR1993PTC100079	Subsidiary	3.24
134.	VIKRAM ELECTRIC EQUIPMENT PRIVATE LIMITED ²	U74899HR1979PTC099851	Subsidiary	4.48
135.	PREWITT BUILDERS & CONSTRUCTIONS PRIVATE LIMITED ²	U45201HR2006PTC099872	Subsidiary	0.00
136.	BERIT BUILDERS & DEVELOPERS PRIVATE LIMITED ²	U45201HR2006PTC099878	Subsidiary	0.00
137.	ADONCIA BUILDERS & DEVELOPERS PRIVATE LIMITED ²	U45201HR2006PTC099877	Subsidiary	0.00
138.	AMANDLA BUILDERS & DEVELOPERS PRIVATE LIMITED ²	U45201HR2006PTC099873	Subsidiary	0.00
139.	MURDOCK BUILDERS & DEVELOPERS PRIVATE LIMITED ²	U45201HR2006PTC099879	Subsidiary	0.00
140.	MANINI REAL ESTATES PRIVATE LIMITED ²	U45201HR2006PTC099882	Subsidiary	0.00

Notes:

1. Alankrit Estates Limited; Kirtimaan Builders Limited; Ujagar Estates Limited; Tiberias Developers Limited; and DLF Estate Developers Limited merged with DLF Utilities Limited vide order dated 16th April 2024 of Hon'ble National Company Law Tribunal, Chandigarh Bench.



2. In terms of the provisions of Section 2(87)(i) of the Companies Act, 2013, Invecon Private Limited; Uni International Private Limited; Vikram Electric Equipment Private Limited; Prewitt Builders & Constructions Private Limited; Berit Builders & Developers Private Limited; Adoncia Builders & Developers Private Limited; Amandla Builders & Developers Private Limited; Murdock Builders & Developers Private Limited and Manini Real Estates Private Limited became subsidiaries of the Company w.e.f. 16th November 2023.

B. Associate Companies (including Joint Venture Companies) under Section 2(6) of the Companies Act, 2013

S. No.	Name of the company	CIN/ FCRN	Holding/ Subsidiary/ Associate/ Joint Venture	% of shares held
141.	ARIZONA GLOBALSERVICES PRIVATE LIMITED	U64200DL2011PTC213734	Associate	48.94
142.	DESIGNPLUS ASSOCIATES SERVICES PRIVATE LIMITED	U74210DL2008PTC174330	Associate	42.49
143.	DLF SBPL DEVELOPERS PRIVATE LIMITED	U45201DL2006PTC147536	Associate	50.00
144.	GHL HOSPITAL LIMITED	U86909DL2023PLC423708	Associate	50.00



②
②m

VI. (a) SHARE HOLDING PATTERN – PROMOTERS

Pursuant to the provisions of the Securities and Exchange Board of India (Issue of Capital and Disclosure Requirements) Regulations, 2018, Offer Document of Qualified Institutions Placement and earlier offer documents, Dr. K.P. Singh, Mr. Rajiv Singh and Rajdhani Investments and Agencies Private Limited are Promoters of DLF Limited (the 'Company'). Ms. Pia Singh, Ms. Kavita Singh, Ms. Renuka Talwar, Prem Traders LLP, Mallika Housing Company LLP, Raisina Agencies LLP, Jhandewalan Ancillaries LLP, Parvati Estates LLP, Universal Management and Sales LLP, Beverly Builders LLP and Prem's Will Trust are part of the Promoters Group.

Since, the terms Promoters and Promoters Group are not defined specifically in the Companies Act, 2013, whereas it is defined in the Securities and Exchange Board of India (Issue of Capital and Disclosure Requirements) Regulations, 2018. However, no separate column is given in the form MGT-7, therefore, all 14 entities and persons have been mentioned as 'Promoters' for the purpose of MGT-7.


During the financial year ended 31st March 2023, Prem's Will Trust ceased to hold any shares in the Company.

Further, during the quarter ended 30th September 2023, Dr. K.P. Singh had disposed of his entire shareholding comprising 1,44,95,360 number of equity shares on 1st August 2023 in open market sale. Apart from the above, Beverly Builders LLP (forming part of the Promoter Group) had disposed of its entire shareholding comprising 10,99,120 number of equity shares and Mallika Housing Company LLP (forming part of the Promoter Group) had also disposed of 60,00,000 number of equity shares of the Company in open market sale on 1st August 2023. Post transaction, the aggregate shareholding of the Promoters/ Promoter's group had been reduced from 74.95% comprising 1,85,52,28,865 number of equity shares to 74.08% comprising 1,83,36,34,385 number of equity shares of the Company.

Consequent to the above, as on 31st March 2024 the number of Promoter shareholders of the Company is 11.

VIII. DETAILS OF DIRECTORS AND KEY MANAGERIAL PERSONNEL


Ms. Pia Singh, Ms. Anushka Singh and Ms. Savitri Devi Singh are part of Promoters Group in terms of the Securities & Exchange Board of India (Issue of Capital and Disclosure Requirements) Regulations, 2018. However, since the said term is not defined in the Companies Act, 2013 and Rules made thereunder Ms. Pia Singh, Ms. Anushka Singh and Ms. Savitri Devi Singh being relatives of Dr. K.P. Singh and Mr. Rajiv Singh, have been mentioned in the 'Promoters' category.




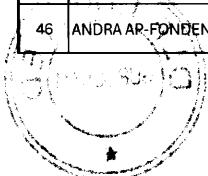
DLF LIMITED

(vi).(c) Details of Foreign Institutional Investors' (FIIs) holding shares of the Company


SI. NO	Name of the FII	Address	Country of Incorporation	Number of Shares	% of shares held
1	BAYVK A2 FONDS	THEODOR-HEUSS-ALLEE 70 FRANKFURT AM MAIN	GERMANY	1,486,390	0.06
2	EMERGING MARKETS VALUE FUND OF DIMENSIONAL FUNDS P LC	25/28 NORTH WALL QUAY DUBLIN 1	IRELAND	170,757	0.01
3	EMERGING MARKETS INDEX NON-LENDABLE FUND	400 HOWARD STREET SAN FRANCISCO CA 94105	UNITED STATES OF AMERICA	1,206,000	0.05
4	EMERGING MARKETS INDEX NON-LENDABLE FUND B	400 HOWARD STREET SAN FRANCISCO CA 94105	UNITED STATES OF AMERICA	70,161	0.00
5	EMERGING MARKETS EQUITY INDEX MASTER FUND	400 HOWARD STREET SAN FRANCISCO CA 94105	UNITED STATES OF AMERICA	2,761,822	0.11
6	EMERGING MARKETS EQUITY INDEX ESG SCREENED FUND B	400 HOWARD STREET SAN FRANCISCO CA 94105	UNITED STATES OF AMERICA	12,615	0.00
7	FONDITALIA EQUITY INDIA	9-11 Rue Goethe 9-11 Rue Goethe	LUXEMBOURG	158,810	0.01
8	FONDITALIA EQUITY PACIFIC EX JAPAN	9 - 11 rue Goethe	LUXEMBOURG	53,045	0.00
9	HSBC INDIAN EQUITY MOTHER FUND	2-11-3 HAMAMATSUCHO MINATO-KU TOKYO 105-8579	JAPAN	3,148,716	0.13
10	HSBC POOLED INVESTMENT FUND - HSBC POOLED ASIA PAC IFIC EX JAPAN EQUITY FUND	HSBC MAIN BUILDING 1 QUEENS ROAD CENTRAL HONG KONG	HONG KONG	2,353,305	0.10
11	HSBC POOLED INVESTMENT FUND - HSBC POOLED ASIA PAC IFIC EX JAPAN EQUITY INDEX TRACKING FUND	HSBC MAIN BUILDING 1 QUEENS ROAD CENTRAL HONG KONG	HONG KONG	88,360	0.00
12	NOMURA I-2 UMBRELLA FUND- NOMURA INDIA STAR FUND	101 TOWER 30F NO 7 SEC 5 XINYI ROAD TAIPEI	TAIWAN	56,880	0.00
13	INVESTERINGSFORENINGEN DANSKE INVEST INDEX GLOBAL AC RESTRICTED - ACCUMULATING KL	PARALLELVEJ 17 2800 KGS LYNGBY	DENMARK	12,852	0.00
14	INVESTERINGSFORENINGEN DANSKE INVEST INDEX GLOBAL EMERGING MARKETS RESTRICTED - ACCUMULATING KL	PARALLELVEJ 17 2800 KGS LYNGBY	DENMARK	104,850	0.00
15	CUSTODY BANK OF JAPAN, LTD. AS TRUSTEE FOR SMTB EM ERGING EQUITY INDEX MOTHER FUND	8-11 HARUMI 1 CHOME CHUO-KU TOKYO	JAPAN	15,075	0.00
16	LANSFORSAKRINGAR ASIENFOND	TEGELUDDSVAGEN 11-13 STOCKHOLM STOCKHOLM	SWEDEN	231,859	0.01
17	LACM EMERGING MARKETS FUND L.P.	11150 SANTA MONICA BLVD SUITE 200 LOS ANGELES CA	UNITED STATES OF AMERICA	85,990	0.00
18	LO FUNDS - EMERGING HIGH CONVICTION	291 ROUTE D' ARLON L-1150 LUXEMBOURG	LUXEMBOURG	138,800	0.01
19	LANSFORSAKRINGAR TILLVAXTMARKNAD INDEX	TEGELUDDSVAGEN 11-13 STOCKHOLM STOCKHOLM	SWEDEN	134,349	0.01
20	MANULIFE GLOBAL FUND - INDIA EQUITY FUND	ATRIUM BUSINESS PARK 31 Z A BOURMICHT	LUXEMBOURG	764,510	0.03
21	MSCI EQUITY INDEX FUND B - INDIA	400 HOWARD STREET SAN FRANCISCO CA 94105	UNITED STATES OF AMERICA	2,348,488	0.09
22	NOMURA INDIA INVESTMENT FUND MOTHER FUND	2-11-3 Hamamatsucho Minato-ku Tokyo Japan	JAPAN	10,158,710	0.41
23	DWS ESG TOP ASIEN	MAINZER LANDSTRASSE 11-17 FRANKFURT AM MAIN	GERMANY	1,440,000	0.06
24	UBS FUND MANAGEMENT (SWITZERLAND) AG ON BEHALF OF UBS (CH) INSTITUTIONAL FUND - EQUITIES EMERGING MA RKETS ASIA	AESCHENPLATZ 6		1,164,599	0.05
25	UBS FUND MANAGEMENT (SWITZERLAND) AG ON BEHALF OF UBS (CH) EQUITY FUND - EMERGING ASIA (USD)	AESCHENPLATZ 6		249,818	0.01
26	UBS (LUX) INSTITUTIONAL SICAV - EMERGING MARKETS E QUITY PASSIVE	33 A Avenue J F Kennedy		3,109	0.00




27	UBS FUND MANAGEMENT (SWITZERLAND) AG ON BEHALF OF SIHL INSTITUTIONAL FUND - AKTIEN EMERGING MARKETS	AESCHENPLATZ 6		69,084	0.00
28	1895 WERELD AANDELEN ENHANCED INDEX FONDS	1 AMSTELPLEIN AMSTERDAM AMSTERDAM		150,058	0.01
29	ABU DHABI INVESTMENT AUTHORITY - MONSOON	211 CORNICHE STREET PO BOX 3600 ABU DHABI	UNITED ARAB EMIRATES	1,410,221	0.06
30	COPTHALL MAURITIUS INVESTMENT LIMITED - NON ODI AC COUNT	C/O IQ EQ CORPORATE SERVICES (MAURITIUS) LTD 33 EDITH CAVELL STREET PORT LOUIS		2,685,015	0.11
31	COPTHALL MAURITIUS INVESTMENT LIMITED - ODI ACCOUNT	C/O CIM CORPORATE SERVICES LTD LES CASCADES BUILDING EDITH CAVELL STREET PORT LOUIS	MAURITIUS	35,244	0.00
32	COLLEGE RETIREMENT EQUITIES FUND - STOCK ACCOUNT	730 THIRD AVENUE NEW YORK NEW YORK	UNITED STATES OF AMERICA	661,590	0.03
	COLLEGE RETIREMENT EQUITIES FUND - GLOBAL EQUITIES ACCOUNT	730 THIRD AVENUE NEW YORK NEW YORK	UNITED STATES OF AMERICA	169,711	0.01
33	RUSSELL INVESTMENT COMPANY PLC-RUSSELL INVESTMENTS EMERGING MARKETS EQUITY FUND	78 SIR JOHN ROGERSONS QUAY DUBLIN 2 IRELAND	IRELAND	181,339	0.01
34	QSMA2 LLC	JP Morgan Chase Bank N.A, India Sub Custody 9th Floor, Tower A Block 9, NKP, Western Express Highway, Goregaon E.	INDIA	193,832	0.01
35	THE HONGKONG AND SHANGHAI BANKING CORPORATION LIMITED	1 QUEENS ROAD CENTRAL HONG KONG	HONG KONG	129,878	0.01
36	WEST VIRGINIA INVESTMENT MANAGEMENT BOARD - AXIOM INTERNATIONAL INVESTORS LLC	500 VIRGINIA STREET EAST SUITE 200 CHARLESTON WV	UNITED STATES OF AMERICA	508,719	0.02
37	WISDOMTREE INDIA INVESTMENT PORTFOLIO, INC.	C/O CIM GLOBAL BUSINESS 33 EDITH CAVELL STREET PORT LOUIS	MAURITIUS	677,698	0.03
38	XTRACKERS (IE) PLC - XTRACKERS MSCI EMERGING MARKETS ESG UCITS ETF	78 SIR JOHN ROGERSONS QUAY DUBLIN		419,422	0.02
39	XTRACKERS (IE) PLC - XTRACKERS MSCI AC WORLD ESG SCREENED UCITS ETF	78 SIR JOHN ROGERSONS QUAY NA DUBLIN		73,038	0.00
40	XTRACKERS (IE) PLC - XTRACKERS MSCI EMERGING MARKETS ESG SCREENED UCITS ETF	78 SIR JOHN ROGERSONS QUAY DUBLIN		6,140	0.00
41	XTRACKERS (IE) PLC - XTRACKERS MSCI EMERGING MARKETS CLIMATE TRANSITION UCITS ETF	DEUTSCHE BANK AG, DB HOUSE HAZARIMAL SOMANI MARG, P.O.BOX NO. 1142, FORT MUMBAI	INDIA	3,999	0.00
42	ABU DHABI PENSION FUND	Abu Dhabi Airport Road Behind Carrefour	UNITED ARAB EMIRATES	583,838	0.02
43	FUTURE FUND BOARD OF GUARDIANS ON BEHALF OF MEDICAL RESEARCH FUTURE FUND MANAGED BY STATE STREET GLOBAL ADVISORS	Level 43 120 Collins Street Melbourne Victoria	AUSTRALIA	60,502	0.00
	FUTURE FUND BOARD OF GUARDIANS ON BEHALF OF MEDICAL RESEARCH FUTURE FUND MANAGED BY ROBECO HONG KONG LIMITED	Level 14 447 Collins Street Melbourne Victoria		16,445	0.00
44	GENERAL ORGANIZATION FOR SOCIAL INSURANCE	PO BOX 2963 KING ABDULAZIZ ROAD RIYADH	SAUDI ARABIA	239,297	0.01
45	SAUDI CENTRAL BANK - FAR EAST EX JAPAN PORTFOLIO 2	HSBC SECURITIES SERVICES 11TH FLOOR BLDG 3 NESCO IT PARK NESCO COMPLEX W E HIGHWAY GOREGAON EAST MUMBAI	INDIA	2,113,016	0.09
	SAUDI CENTRAL BANK - EMERGING MARKET PORTFOLIO 12	PO BOX 2992 RIYADH	SAUDI ARABIA	391,716	0.02
	SAUDI CENTRAL BANK - GLOBAL EQUITY PORTFOLIO 12	PO BOX 2992 RIYADH	SAUDI ARABIA	56,849	0.00
	SAUDI CENTRAL BANK - EMERGING MARKET PORTFOLIO 15	PO BOX 2992 RIYADH		164,577	0.01
46	ANDRA AP-FONDEN	P O BOX 11155 OSTRAMNGATAN 26-28 GOTEBOG	SWEDEN	1,382,708	0.05



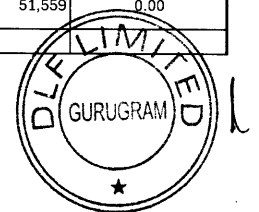
	BUREAU OF LABOR FUNDS- LABOR PENSION FUND-GLOBAL LISTED REAL ESTATE EQUITY-COHEN & STEERS CAPITAL MANAGEMENT, INC.-69016	NO.6 10 FLOOR SECTION 1 ROOSEVELT RD ZHONGZHENG TAIPEI		1,086,806	0.04
	BUREAU OF LABOR FUNDS- LABOR PENSION FUND-GLOBAL A C PASSIVE EQUITY-STATE STREET GLOBAL ADVISORS ASIA LIMITED-58849	NO.6 10 FLOOR SECTION 1 ROOSEVELT RD ZHONGZHENG TAIPEI		12,932	0.00
	BUREAU OF LABOR FUNDS- LABOR PENSION FUND-GLOBAL A C PASSIVE EQUITY-BLACKROCK INSTITUTIONAL TRUST COMPANY, N.A.-58848	NO.6 10 FLOOR SECTION 1 ROOSEVELT RD ZHONGZHENG TAIPEI		13,482	0.00
47	BUREAU OF LABOR FUNDS- LABOR PENSION FUND-ENHANCED GLOBAL EQUITY-JPMORGAN ASSET MANAGEMENT (UK) LIMITED-53462	NO.6 10 FLOOR SECTION 1 ROOSEVELT RD ZHONGZHENG TAIPEI		13,224	0.00
	BUREAU OF LABOR FUNDS- LABOR PENSION FUND ENHANCED GLOBAL CLIMATE CHANGE EQUITY LEGAL & GENERAL INVESTMENT MANAGEMENT LIMITED FCB16	JP Morgan Chase Bank N.A, India Sub Custody 9th Floor, Tower A Block 9, NKP, Western Express Highway, Goregaon E.	INDIA	17,871	0.00
	BUREAU OF LABOR FUNDS- LABOR PENSION FUND ENHANCED GLOBAL CLIMATE CHANGE EQUITY MORGAN STANLEY INVESTMENT MANAGEMENT COMPANY FCB17	JP Morgan Chase Bank N.A, India Sub Custody 9th Floor, Tower A Block 9, NKP, Western Express Highway, Goregaon E.	INDIA	156,930	0.01
48	EMPLOYEES PROVIDENT FUND BOARD MANAGED BY NOMURA ASSET MANAGEMENT MALAYSIA SDN BHD	EPF BUILDING JALAN RAJA LAUT	MALAYSIA	591,906	0.02
49	GOVERNMENT OF SINGAPORE	168 Robinson Road 37-01 Capital Tower	SINGAPORE	21,650,693	0.87
50	GOVERNMENT OF SINGAPORE - E	168 Robinson Road 37 01 Capital Tower	SINGAPORE	4,881,954	0.20
51	ALBERTA INVESTMENT MANAGEMENT CORPORATION AS A TRUSTEE OF THE GOVERNMENT OF THE PROVINCE OF ALBERTA MANAGED BY THE ALBERTA INVESTMENT MANAGEMENT CORPO	C/O ALBERTA INVESTMENT MANAGEMENT CORPORATION 1100-10830 JASPER AVENUE EDMONTON AB	CANADA	81,100	0.00
52	INTERNATIONAL BANK FOR RECONSTRUCTION AND DEVELOPMENT ON BEHALF OF THE POST-EMPLOYMENT BENEFITS PLAN	WORLD BANK 1818 H STREET N W WASHINGTON D C	UNITED STATES OF AMERICA	36,871	0.00
	INTERNATIONAL BANK FOR RECONSTRUCTION AND DEVELOPMENT AS TRUSTEE FOR THE STAFF RETIREMENT PLAN AND TRUST	WORLD BANK 1818 H STREET N W WASHINGTON D C	UNITED STATES OF AMERICA	357,830	0.01
	INTERNATIONAL BANK FOR RECONSTRUCTION AND DEVELOPMENT AS TRUSTEE FOR THE RETIRED STAFF BENEFITS PLAN AND TRUST	WORLD BANK 1818 H STREET N W WASHINGTON D C	UNITED STATES OF AMERICA	60,323	0.00
53	INTERNATIONAL MONETARY FUND	700 19TH STREET NW WASHINGTON DC	UNITED STATES OF AMERICA	13,723	0.00
54	MINISTRY OF ECONOMY AND FINANCE - MIDAS INTERNATIONAL ASSET MANAGEMENT LTD	SEJONG GOVERNMENT COMPLEX 477 GALMAE-RO SEJONG SI		59,534	0.00
	MINISTRY OF ECONOMY AND FINANCE - KOREA INVESTMENT CORPORATION - GPEQ2	SEJONG GOVERNMENT COMPLEX 477 GALMAE-RO	SOUTH KOREA	249,797	0.01
	MINISTRY OF ECONOMY AND FINANCE - BLACKROCK INTERNATIONAL LTD- GEEQ	SEJONG GOVERNMENT COMPLEX 447 GALMAE-RO SEJONG SPECIAL SELF-GOVERNING CITY	SOUTH KOREA	150,884	0.01
55	GUARDIANS OF NEW ZEALAND SUPERANNUATION AS MANAGER AND ADMINISTRATOR OF THE NEW ZEALAND SUPERANNUATION FUND, FOR THE NEW ZEALAND SUPERANNUATION FUND	PO Box 106 607 Auckland 1143 New Zealand Level 12 Zurich House 21 Queens Street Auckland 1010	NEW ZEALAND	200,801	0.01
56	NATIONAL PENSION SERVICE MANAGED BY DWS INTERNATIONAL GMBH	DEUTSCHE BANK AG, DB HOUSE HAZARIMAL SOMANI MARG, P.O.BOX NO. 1142, FORT MUMBAI	INDIA	7,914	0.00
	NATIONAL PENSION SERVICE MANAGED BY NATIONAL PENSION SERVICE	180 GIJI-RO DEOKJIN-GU JEONJU-SI JEOLLABUK-DO KOREA	SOUTH KOREA	236,314	0.01
	NATIONAL PENSION SERVICE MANAGED BY PANAGORA ASSET MANAGEMENT, INC.	180 GIJI-RO DEOKJIN-GU JEONJU-SI JEOLLABUK-DO KOREA	SOUTH KOREA	534,108	0.02




	NATIONAL PENSION SERVICE MANAGED BY LEGAL & GENERAL INVESTMENT MANAGEMENT LIMITED	13 OLYMPIC R 35 DA GIL SONGPA GU SEOUL 138725 SOUTH KOREA	SOUTH KOREA	653,474	0.03
	NATIONAL PENSION SERVICE MANAGED BY BLACKROCK INSTITUTIONAL TRUST COMPANY, NA	13 OLYMPIC RO 35 DA GIL SONGPA GU SEOUL 138 725 SOUTH KOREA	SOUTH KOREA	460,791	0.02
57	NATIONAL PENSION INSURANCE FUND ENHANCED GLOBAL CLIMATE CHANGE EQUITY LEGAL & GENERAL INVESTMENT MANAGEMENT LIMITED FCB21	JP Morgan Chase Bank N.A, India Sub Custody 9th Floor, Tower A Block 9, NKP, Western Express Highway, Goregaon E.	INDIA	833	0.00
	NATIONAL PENSION INSURANCE FUND ENHANCED GLOBAL CLIMATE CHANGE EQUITY MORGAN STANLEY INVESTMENT MANAGEMENT COMPANY FCB22	JP Morgan Chase Bank N.A, India Sub Custody 9th Floor, Tower A Block 9, NKP, Western Express Highway, Goregaon E.	INDIA	16,282	0.00
58	PEOPLE'S BANK OF CHINA	NO 32 CHENGFANG STREET XICHENG DISTRICT BEIJING	CHINA	5,570,855	0.23
59	STATE OF MICHIGAN RETIREMENT SYSTEM-AQR CAPITAL MANAGEMENT, LLC	DEUTSCHE BANK AG, DB HOUSE HAZARIMAL SOMANI MARG, P.O.BOX NO. 1142, FORT MUMBAI	INDIA	13,129	0.00
60	UNITED NATIONS FOR AND ON BEHALF OF THE UNITED NATIONS JOINT STAFF PENSION FUND	885 Second Avenue 30th Floor New York NY	UNITED STATES OF AMERICA	2,475,461	0.10
61	WASHINGTON STATE INVESTMENT BOARD MANAGED BY STATE STREET GLOBAL ADVISORS GUARANTEED EDUCATION TRUST ONGET	2100 EVERGREEN PARK DRIVE SW OLYMPIA WASHINGTON	UNITED STATES OF AMERICA	5,976	0.00
62	CHALLENGE FUNDS - CHALLENGE EMERGING MARKETS EQUITY FUND	2 SHELBOURNE BUILDINGS SHELBOURNE ROAD BALLSBRIDGE	IRELAND	138,009	0.01
63	CALIFORNIA PUBLIC EMPLOYEES' RETIREMENT SYSTEM	400 Q STREET LPE ROOM 4800 SACRAMENTO CA	UNITED STATES OF AMERICA	1,079,573	0.04
64	PENSION RESERVES INVESTMENT TRUST FUND - DRIEHAUS CAPITAL MANAGEMENT LLC	C/O PRIM BOARD 84 STATE STREET SUITE 250 BOSTON MASSACHUSETTS	UNITED STATES OF AMERICA	645,375	0.03
	PENSION RESERVES INVESTMENT TRUST FUND AQR CAPITAL MANAGEMENT LLC	C/O PRIM BOARD 84 STATE STREET SUITE 250 BOSTON MASSACHUSETTS	UNITED STATES OF AMERICA	82,883	0.00
65	CITY OF NEW YORK GROUP TRUST	ONE CENTRE STREET NEW YORK NY 10007 2341	UNITED STATES OF AMERICA	1,174,447	0.05
66	CIBC EMERGING MARKETS INDEX FUND - CIBC ASSET MANAGEMENT INC	18 YORK STREET SUITE 1300 TORONTO ONTARIO	CANADA	11,246	0.00
67	COLONIAL FIRST STATE INVESTMENTS LIMITED AS RESPONSIBLE ENTITY FOR COMMONWEALTH EMERGING MARKETS FUND 2	11 Harbour Street Sydney New South Wales	AUSTRALIA	12,501	0.00
68	THE EMERGING MARKETS SERIES OF THE DFA INVESTMENT TRUST COMPANY	6300 Bee Cave Road Building One Austin Texas 78746 USA	UNITED STATES OF AMERICA	478,113	0.02
69	DRIEHAUS EMERGING MARKETS GROWTH FUND, A SERIES OF DRIEHAUS MUTUAL FUNDS	c/o Driehaus Mutual Funds 25 East Erie Street Chicago IL	UNITED STATES OF AMERICA	2,088,857	0.08
70	PARAMETRIC EMERGING MARKETS FUND	2 INTERNATIONAL PLACE BOSTON MA	UNITED STATES OF AMERICA	20,247	0.00
71	EMERGING MARKETS EQUITY FUND JO HAMBRO CAPITAL MANAGEMENT LIMITED	130 KING STREET WEST SUITE 2810 TORONTO ONTARIO	CANADA	38,465	0.00
72	EQ ADVISORS TRUST - EQ/INVESTCO GLOBAL PORTFOLIO	1290 AVENUE OF THE AMERICAS NEW YORK NY	UNITED STATES OF AMERICA	2,395,847	0.10
73	EQ ADVISORS TRUST - EQ/GLOBAL EQUITY MANAGED VOLATILITY PORTFOLIO	1290 AVENUE OF THE AMERICAS NEW YORK NY	UNITED STATES OF AMERICA	1,410,262	0.06
74	EATON VANCE TRUST COMPANY COLLECTIVE INVESTMENT TRUST FOR EMPLOYEE BENEFIT PLANS-EATON VANCE TRUST COMPANY/PARAMETRIC EMERGING MARKETS EQUITY FUND	DEUTSCHE BANK AG DB HOUSE, HAZARIMAL SOMANI MARG POST BOX NO. 1142, FORT MUMBAI	INDIA	15,160	0.00




75	BNYM MELLON DB NSL EMERGING MARKETS STOCK INDEX FUND	225 LIBERTY STREET NEW YORK NY	UNITED STATES OF AMERICA	151,158	0.01
76	BNYM MELLON DB SL EMERGING MARKETS STOCK INDEX FUND	225 LIBERTY STREET NEW YORK NY	UNITED STATES OF AMERICA	298,776	0.01
77	EATON VANCE TRUST COMPANY/PARAMETRIC EMERGING MARKETS EQUITY COMMON TRUST FUND	TWO INTERNATIONAL PLACE 6 TH FL BOSTON MASSACHUSETTS	UNITED STATES OF AMERICA	9,642	0.00
78	EATON VANCE TRUST COMPANY/ PARAMETRIC EMERGING MARKETS CORE EQUITY FUND	TWO INTERNATIONAL PLACE BOSTON MASSACHUSETTS	UNITED STATES OF AMERICA	17,500	0.00
79	EMPLOYEES RETIREMENT FUND OF THE CITY OF DALLAS	600 North Pearl St Suite 2450 Dallas TX 75201 USA		1,053	0.00
80	RUSSELL INVESTMENT COMPANY EMERGING MARKETS FUND MANAGED BY RUSSELL INVESTMENT MANAGEMENT, LLC	RUSSELL INVESTMENTS 1301 SECOND AVENUE 18th FLOOR SEATTLE WASHINGTON	UNITED STATES OF AMERICA	141,298	0.01
81	RUSSELL INVESTMENTS TRUST COMPANY COMMINGLED EMPLOYEE BENEFIT FUNDS TRUST EMERGING MARKETS FUND MANAGED BY RUSSELL INVESTMENTS TRUST COMPANY	RUSSELL INVESTMENTS 1301 SECOND AVENUE SEATTLE WASHINGTON	UNITED STATES OF AMERICA	87,217	0.00
82	FIDUCIAN INDIA FUND	LEVEL 4 1 YORK STREET SYDNEY NEW SOUTH WALES	AUSTRALIA	35,217	0.00
83	FIDELITY SALEM STREET TRUST FIDELITY SERIES GLOBAL EX U.S. INDEX FUND	245 Summer Street Boston Boston Massachusetts	UNITED STATES OF AMERICA	1,261,374	0.05
84	FIDELITY SALEM STREET TRUST FIDELITY EMERGING MARKETS INDEX FUND	245 Summer Street Boston MA	UNITED STATES OF AMERICA	745,625	0.03
85	FIDELITY SALEM STREET TRUST FIDELITY GLOBAL EX US INDEX FUND	245 Summer Street Boston MA	UNITED STATES OF AMERICA	283,137	0.01
86	FLEXSHARES MORNINGSTAR EMERGING MARKETS FACTOR TILT INDEX FUND	50 S LASALLE STREET CHICAGO IL	UNITED STATES OF AMERICA	13,884	0.00
87	FIDELITY SALEM STREET TRUST FIDELITY SAI EMERGING MARKETS INDEX FUND	245 Summer Street Boston Massachusetts	UNITED STATES OF AMERICA	550,451	0.02
88	FULLERTON CONSERVATIVE STRATEGY FUND	21 COLLYER QUAY 13-02 HSBC BUILDING	SINGAPORE	16,889	0.00
89	FIDELITY SALEM STREET TRUST FIDELITY TOTAL INTERNATIONAL INDEX FUND	245 Summer Street Boston Massachusetts	UNITED STATES OF AMERICA	296,025	0.01
90	FIDELITY SALEM STREET TRUST FIDELITY INTERNATIONAL SUSTAINABILITY INDEX FUND	245 Summer Street Boston MA	UNITED STATES OF AMERICA	23,927	0.00
91	FIDELITY SALEM STREET TRUST FIDELITY FLEX INTERNATIONAL INDEX FUND	245 Summer Street Boston MA	UNITED STATES OF AMERICA	59,754	0.00
92	FRANKLIN EMERGING MARKETS MULTIFACTOR INDEX ETF	200 KING STREET WEST SUITE 1500 TORONTO ONTARIO		172	0.00
93	FRANKLIN TEMPLETON ETF TRUST - FRANKLIN FTSE INDIA ETF	ONE FRANKLIN PARKWAY SAN MATEO 94403 1906		373,276	0.02
94	FRANKLIN TEMPLETON ETF TRUST - FRANKLIN FTSE ASIA EX JAPAN ETF	ONE FRANKLIN PARKWAY SAN MATEO CALIFORNIA		3,208	0.00
95	FEDERATED HERMES GLOBAL ALLOCATION FUND	4000 ERICSSON DRIVE WARRENDALE PA		1	0.00
96	FIDELITY SUSTAINABLE WORLD ETF	483 BAY STREET TORONTO ONTARIO		22,352	0.00
97	FEDERATED HERMES INTERNATIONAL GROWTH FUND	4000 ERICSSON DRIVE WARRENDALE PA		441,828	0.02
98	FEDERATED HERMES EMERGING MARKETS EQUITY FUND	4000 ERICSSON DRIVE WARRENDALE PA		37,445	0.00
99	AWARE SUPER	LEVEL 28 388 GEORGE STREET SYDNEY NSW 2000		536,513	0.02
100	FEDERATION OF NATIONAL PUBLIC SERVICE PERSONNEL MUTUAL AID ASSOCIATIONS 10501-0001	44835 Kudan-minami 1-Chome Chiyoda-ku Tokyo Tokyo		51,559	0.00




101	FLEXSHARES ESG & CLIMATE EMERGING MARKETS CORE IND EX FUND	22nd floor Madison Building 50 South La Salle Street CHICAGO ILLINOIS		2,002	0.00
102	HSBC INSTITUTIONAL TRUST SERVICES (ASIA) LIMITED - ALLIANZ GLOBAL INVESTORS CHOICE FUND - ALLIANZ CH OICE ASIAN FUND	1 QUEENS ROAD CENTRAL HONG KONG HONG KONG	HONG KONG	1,136,212	0.05
103	HSBC ASIAPACIFIC FUND	3rd Floor 885 West Georgia Street Vancouver British Columbia	CANADA	33,271	0.00
104	THE MASTER TRUST BANK OF JAPAN, LTD. AS TRUSTEE OF HSBC INDIA INFRASTRUCTURE EQUITY MOTHER FUND	2-11-3 HAMAMATSUCHO MINATO-KU TOKYO 105-8579	JAPAN	3,800,000	0.15
105	HSBC INDIAN EQUITY FUND	3rd Floor 885 West Georgia Street Vancouver British Columbia	CANADA	56,402	0.00
106	HOSPITAL AUTHORITY PROVIDENT FUND SCHEME	ROOM 1417-27 SUN HUNG KAI CENTRE 30 HARBOUR ROAD WANCHAI	HONG KONG	4,269	0.00
107	INVESTERINGSFORENINGEN DANSKE INVEST	PARALLELVEJ 17 KGS LYNGBY DENMARK	DENMARK	9,776	0.00
108	BEWAARSTICHTING NNIP I - NN OPKOMENDE MARKTEN FONDS	SCHENKKADE 65 S GRAVENHAGE	NETHERLANDS	15,772	0.00
109	THE NOMURA TRUST AND BANKING CO., LTD. RE: INTERNATIONAL EMERGING STOCK INDEX MSCI EMERGING NO HEDGE MOTHER FUND	2-2-2 OTEMACHI CHIYODA KU TOKYO	JAPAN	75,050	0.00
110	IOWA PUBLIC EMPLOYEES' RETIREMENT SYSTEM - UBS ASSET MANAGEMENT (AMERICAS) INC.	7401 REGISTER DRIVE DES MOINES IOWA		3,624	0.00
111	VOYA EMERGING MARKETS HIGH DIVIDEND EQUITY FUND	7337 E Doubletree Ranch Road Scottsdale AZ NA	UNITED STATES OF AMERICA	8,671	0.00
112	INDEXED EMERGING MARKETS EQUITY FUND	750 PANDORA AVE VICTORIA BRITISH COLUMBIA	CANADA	295,329	0.01
113	JNL/INVESCO GLOBAL GROWTH FUND	1 CORPORATE WAY LANSING MI	UNITED STATES OF AMERICA	9,242,788	0.37
114	JOHN HANCOCK VARIABLE INSURANCE TRUST INTERNATIONAL EQUITY INDEX TRUST	601 CONGRESS STREET BOSTON MA 02210-2805	UNITED STATES OF AMERICA	25,583	0.00
115	CUSTODY BANK OF JAPAN, LTD. STB DAIWA INDO KABU MOTHER FUND	8-11 HARUMI 1-CHOME CHUO-KU TOKYO	JAPAN	442,900	0.02
116	JOHN HANCOCK VARIABLE INSURANCE TRUST EMERGING MARKETS VALUE TRUST	601 CONGRESS STREET BOSTON MA 02210-2805	UNITED STATES OF AMERICA	19,229	0.00
117	JOHN HANCOCK FUNDS II EMERGING MARKETS FUND	601 CONGRESS STREET BOSTON MA 02210 2805 USA	UNITED STATES OF AMERICA	6,985	0.00
118	CUSTODY BANK OF JAPAN, LTD. STB STATE BANK OF INDIA INDIA EQUITY MOTHER FUND	8-11 HARUMI 1-CHOME CHUO-KU TOKYO	JAPAN	54,000	0.00
119	CUSTODY BANK OF JAPAN, LTD. STB DAIWA INDIA STOCK ACTIVE MOTHER FUND	8-11 HARUMI 1-CHOME CHUO-KU TOKYO	JAPAN	2,205,000	0.09
120	KUWAIT INVESTMENT AUTHORITY FUND 142	Ministries Complex Building No 3 Floor No 2 PO Box no 64 safat	KUWAIT	395,174	0.02
	KUWAIT INVESTMENT AUTHORITY FUND 141	Ministries Complex Building No 3 Floor No 2 PO Box no 64 safat	KUWAIT	508,508	0.02
	KUWAIT INVESTMENT AUTHORITY- FUND NO.202	Ministries Complex Building No 3 Floor No 2	KUWAIT	967,879	0.04
121	LOS ANGELES CITY EMPLOYEES RETIREMENT SYSTEM	202 West First Street Suite 500 Los Angeles California	UNITED STATES OF AMERICA	335,837	0.01
122	LOCKHEED MARTIN CORPORATION MASTER RETIREMENT TRUST	50 South LaSalle Street Chicago IL		91,059	0.00
123	NEW YORK STATE COMMON RETIREMENT FUND	OFFICE OF THE STATE COMPTROLLER 110 STATE STREET 14TH FLOOR ALBANY NY	UNITED STATES OF AMERICA	72,350	0.00
124	NORTHERN TRUST GLOBAL INVESTMENTS COLLECTIVE FUNDS TRUST	50 South LaSalle Street Chicago Illinois	UNITED STATES OF AMERICA	915,734	0.04



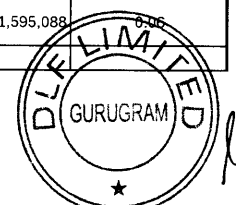
125	NATIONAL RAILROAD RETIREMENT INVESTMENT TRUST	2001 K Street NW Suite 1100 Washington DC	UNITED STATES OF AMERICA	348,488	0.01
126	NORTHERN TRUST COMMON ALL COUNTRY WORLD INDEX (ACW I) EX-US FUND - LENDING	50 South LaSalle Street Chicago Illinois	UNITED STATES OF AMERICA	42,118	0.00
127	NORTHERN EMERGING MARKETS EQUITY INDEX FUND	50 South LaSalle Street Chicago Illinois	UNITED STATES OF AMERICA	158,631	0.01
128	NEW YORK STATE TEACHERS RETIREMENT SYSTEM - RHUMBL INE ADVISORS LIMITED PARTNERSHIP	DEUTSCHE BANK AG, DB HOUSE HAZARIMAL SOMANI MARG, P.O.BOX NO. 1142, FORT MUMBAI	INDIA	41,579	0.00
	NEW YORK STATE TEACHERS RETIREMENT SYSTEM MANAGED BY STATE STREET BANK AND TRUST COMPANY, N.A.	10 CORPORATE WOOD DRIVE ALBANY NEW YORK	UNITED STATES OF AMERICA	180,293	0.01
	NEW YORK STATE TEACHERS RETIREMENT SYSTEM - AUBREY CAPITAL MANAGEMENT LTD	10 CORPORATE WOODS DRIVE ALBANY NEW YORK		150,000	0.01
129	INVESCO V.I. GLOBAL FUND	6803 SOUTH TUCSON WAY CENTENNIAL COLORADO	UNITED STATES OF AMERICA	11,133,419	0.45
130	INVESCO GLOBAL EQUITY TRUST	2 WORLD FINANCIAL CENTER 225 LIBERTY STREET 11th FLOOR NEW YORK	UNITED STATES OF AMERICA	419,472	0.02
131	INVESCO GLOBAL ALLOCATION FUND	6803 SOUTH TUCSON WAY CENTENNIAL COLORADO	UNITED STATES OF AMERICA	301,788	0.01
132	INVESCO GLOBAL FUND	6803 SOUTH TUCSON WAY CENTENNIAL COLORADO	UNITED STATES OF AMERICA	48,566,514	1.96
133	PUBLIC EMPLOYEES RETIREMENT SYSTEM OF OHIO	277 EAST TOWN STREET COLUMBUS OH 43215 USA	UNITED STATES OF AMERICA	56,264	0.00
134	PGIM QUANT SOLUTIONS EMERGING MARKETS CORE EQUITY FUND OF THE PRUDENTIAL TRUST COMPANY COLLECTIVE TR UST	30 SCRANTON OFFICE PARK SCRANTON PENNSYLVANIA	UNITED STATES OF AMERICA	4,865	0.00
135	AGF SYSTEMATIC EMERGING MARKETS EQUITY ETF	3100-66 WELLINGTON STREET WEST TORONTO ONTARIO	CANADA	16,702	0.00
136	TEACHER RETIREMENT SYSTEM OF TEXAS - SELF MANAGED 31	HSBC SECURITIES SERVICES 11TH FLOOR, BLDG 3, NESCO - IT PARK NESCO COMPLEX, W.E. HIGHWAY GOREGAON (EAST), MUMBAI	INDIA	17,900	0.00
	TEACHER RETIREMENT SYSTEM OF TEXAS - INTERNATIONAL ACTIVE STRATEGY B	1000 RED RIVER STREET AUSTIN TEXAS	UNITED STATES OF AMERICA	191,527	0.01
	TEACHER RETIREMENT SYSTEM OF TEXAS - SELF MANAGED 17	1000 RED RIVER STREET AUSTIN TEXAS		115,352	0.00
	TEACHER RETIREMENT SYSTEM OF TEXAS - SELF MANAGED 3	1000 RED RIVER STREET AUSTIN TEXAS	UNITED STATES OF AMERICA	762,941	0.03
	TRANS EXT GLOBAL EMRG MKTS	1000 RED RIVER STREET AUSTIN TEXAS	UNITED STATES OF AMERICA	6,942	0.00
137	UNIVERSAL-INVESTMENT-LUXEMBOURG S.A. ON BEHALF OF UNIVEST	6 Rue Lou Hemmer Senningerberg Luxembourg	LUXEMBOURG	19,603	0.00
138	UNITED ASIA PACIFIC INFRASTRUCTURE FUND	STATE STREET TRUST SG LIMITED 168 ROBINSON ROAD CAPITAL TOWER 33 01	SINGAPORE	3,882	0.00
139	UTAH STATE RETIREMENT SYSTEMS	540 East 200 South Salt Lake City Utah	UNITED STATES OF AMERICA	64,298	0.00
140	UBS (LUX) FUND SOLUTIONS - MSCI EMERGING MARKETS U CITS ETF	49 AVENUE JF KENNEDY	LUXEMBOURG	456,093	0.02
141	UBS FUND MANAGEMENT (SWITZERLAND) AG ON BEHALF OF UBS (CH) INSTITUTIONAL FUND - EQUITIES EMERGING MA RKETS GLOBAL PASSIVE II	AESCHENPLATZ 6		374,585	0.02
142	UPMC BASIC RETIREMENT PLAN MASTER TRUST	600 GRANT STREET USS TOWER 58 FLOOR PITTSBURGH PENNSYLVANIA	UNITED STATES OF AMERICA	48,475	0.00
143	VICTORYSHARES EMERGING MARKETS VALUE MOMENTUM ETF	4900 Tiedeman Road 4th Floor Brooklyn Ohio 44144			




144	VANGUARD EMERGING MARKETS SHARES INDEX FUND	LEVEL 34 2 SOUTHBANK BOULEVARD SOUTHBANK VICTORIA	AUSTRALIA	131,814	0.01
145	VANGUARD FTSE ALL-WORLD EX-US INDEX FUND, A SERIES OF VANGUARD INTERNATIONAL EQUITY INDEX FUNDS	100 VANGUARD BOULEVARD MALVERN PA	UNITED STATES OF AMERICA	1,248,370	0.05
146	CUSTODY BANK OF JAPAN, LTD. AS TRUSTEE FOR WELLS C APITAL EMERGING EQUITY MOTHER FUND	8-12 HARUMI 1-CHOME CHUO-KU TOKYO	JAPAN	32,785	0.00
147	THE WELLINGTON TRUST COMPANY NATIONAL ASSOCIATION MULTIPLE COMMON TRUST FUNDS TRUST EMERGING MARKETS LOCAL EQUITY PORTFOLIO	280 CONGRESS STREET BOSTON	UNITED STATES OF AMERICA	365,578	0.01
148	WELLINGTON MANAGEMENT FUNDS (LUXEMBOURG)- WELLINGT ON ASIAN OPPORTUNITIES FUND	33 AVENUE DE LA LIBERTE	LUXEMBOURG	474,895	0.02
149	WISDOMTREE EMERGING MARKETS EX-STATE-OWNED ENTERPRISES FUND	245 PARK AVENUE 35TH FLOOR NEW YORK NY 10167	UNITED STATES OF AMERICA	267,715	0.01
150	WM POOL EQUITIES TRUST NO 74	105 153 MILLER STREET NORTH SYDNEY NEW SOUTH WALES	AUSTRALIA	11,534	0.00
151	CI WISDOMTREE EMERGING MARKETS DIVIDEND INDEX ETF	161 BAY STREET 27TH FL TORONTO ONTARIO	CANADA	1,955	0.00
152	WM POOL - EQUITIES TRUST NO. 75	105 153 Miller Street North Sydney	AUSTRALIA	14,128	0.00
153	WELLINGTON TRUST COMPANY, NATIONAL ASSOCIATION MUL TIPLE COMMON TRUST FUNDS TRUST EMERGING MARKETS SY STEMATIC EQUITY PORTFOLIO	280 Congress Street Boston Massachusetts		114,700	0.00
154	WISDOMTREE EMERGING MARKETS EX-CHINA FUND	CITIBANK N.A. CUSTODY SERVICES FIFC- 9TH FLOOR, G BLOCK PLOT C-54 AND C-55, BKC BANDRA - EAST, MUMBAI	INDIA	5,431	0.00
155	WELLINGTON TRUST COMPANY, NATIONAL ASSOCIATION MUL TIPLE COMMON TRUST FUNDS TRUST, ASIAN OPPORTUNITIE S PORTFOLIO	CITIBANK N.A. CUSTODY SERVICES FIFC- 9TH FLOOR, G BLOCK PLOT C-54 AND C-55, BKC BANDRA - EAST, MUMBAI	INDIA	1,016,221	0.04
156	XTRACKERS MSCI ALL WORLD EX US HEDGED EQUITY ETF	875 THIRD AVENUE NEW YORK NY 10022 UNITED STATES OF AMERICA		3,332	0.00
157	XTRACKERS INTERNATIONAL REAL ESTATE ETF	875 THIRD AVENUE NEW YORK NY10022 UNITED STATES OF AMERICA		802,135	0.03
158	XTRACKERS EMERGING MARKETS CARBON REDUCTION AND CL IMATE IMPROVERS ETF	875 THIRD AVENUE NEW YORK NY 10022 UNITED STATES OF AMERICA		39,217	0.00
159	XTRACKERS MSCI EMERGING MARKETS ESG LEADERS EQUITY ETF	875 THIRD AVENUE NEW YORK NY 10022 UNITED STATES OF AMERICA		4,907	0.00
160	VANGUARD EMERGING MARKETS STOCK INDEX FUND, A SERI ES OF VANGUARD INTERNATIONAL EQUITY INDEX FUNDS	100 VANGUARD BOULEVARD MALVERN PA	UNITED STATES OF AMERICA	8,326,094	0.34
161	YUANTA INDIA FUND	6F NO 66 SEC 1 DUNHUA S RD SONGSHAN DIST TAIPEI CITY 105 TAIWAN R O C	TAIWAN	8,116	0.00
162	YUANTA EMERGING ASIA FUND	5F AND 6F NO 66 SEC 1 DUNHUA S RD SONGSHAN DIST TAIPEI CITY	TAIWAN	20,214	0.00
163	UBS FUND MANAGEMENT (SWITZERLAND) AG FOR ZURICH IN VEST INSTITUTIONAL FUNDS - ZIF AKTIEN EMERGING MARKETS PASSIV	HARDSTRASSE 201 CH 8037 ZURICH SWITZERLAND	SWITZERLAND	68,048	0.00
164	ZURICH NON - LIFE UMBRELLA FUND - VERMOGEN GCIE AK TIEN PLUS	UETLIBERGSTRASSE 231 ZURICH		8,622	0.00
165	ZURICH LIFE UMBRELLA FUND - VERMOGEN ALLGEMEIN AKT IEN PLUS	UETLIBERGSTRASSE 231 ZURICH		15,394	0.00



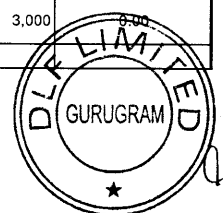
166	ZURICH INVEST INSTITUTIONAL FUNDS - ZIF AKTIEN EME RGING MARKETS - EM SYSTEMATIC EQUITY PORTFOLIO MAN AGED BY WELLINGTON MANAGEMENT INTERNATIONAL LTD	c/o GAM Investment Manag- ement (Switzerland) AG HARDSTRASSE 201 ZURICH ZURICH		140,000	0.01
167	ZURICH NON- LIFE UMBRELLA FUND - VERMOGEN GI ZCH A KTIEN PLUS	UETLIBERGSTRASSE 231 ZURICH		9,235	0.00
168	ALLIANZ GLOBAL INVESTORS GMBH ACTING ON BEHALF OF ALLIANZ SOA FONDS	BOCKENHEIMER LANDSTRABE 42-44 FRANKFURT / MAIN	GERMANY	885,619	0.04
169	DEKA INVESTMENT GMBH RE DDF 7	MAINZER LANDSTRASSE 16 FRANKFURT	GERMANY	22,376	0.00
170	GLOBAL ALPHA TILTS FUND B	BlackRock 400 Howard Street San Francisco California		6,547	0.00
171	HELABA INVEST KAPITALANLAGEGESELLSCHAFT MBH FOR HI- KABL-FONDS	JUNGHOFSTRASE 24 FRANKFURT AM MAIN	GERMANY	95,326	0.00
172	INVESTERINGSFORENINGEN DANSKE INVEST FJERNOSTEN IN DEKS KL	JP Morgan Chase Bank N.A, India Sub Custody 9th Floor, Tower A Block 9, NKP, Western Express Highway, Goregaon E.	INDIA	4,405	0.00
173	LO FUNDS - ASIA HIGH CONVICTION	291 ROUTE DARLON LUXEMBOURG L 1150	LUXEMBOURG	605,288	0.02
174	LCL ACTIONS EMERGENTS	ATTENTION MIDDLE OFFICE 90 BOULEVARD PASTEUR PARIS	FRANCE	66,329	0.00
175	CUSTODY BANK OF JAPAN, LTD. AS TRUSTEE FOR EMERGIN G EQUITY PASSIVE MOTHER FUND	8-12 HARUMI 1 CHOME CHUO-KU TOKYO	JAPAN	58,079	0.00
176	UBS (IRL) ETF PLC - MSCI ACWI ESG UNIVERSAL LOW CA RBON SELECT UCITS ETF	32 MOLESWORTH STREET DUBLIN		34,390	0.00
177	UNIVERSAL-INVESTMENT-GESELLSCHAFT MBH FOR KFPT-UNI VERSAL-FONDS	70 Theodor-Heuss- Allee Frankfurt		8,103	0.00
178	UNIVERSAL - INVESTMENT - GESELLSCHAFT MBH ON BEHAL F OF FOVERUKA PENSION UNIVERSAL	Theodor-Heuss-Allee 70 Frankfurt am Main		20,121	0.00
179	UBS (LUX) FUND SOLUTIONS - MSCI EMERGING MARKETS E X CHINA UCITS ETF	49 AVENUE J F KENNEDY LUXEMBOURG		2,048	0.00
180	WORLD EQUITIES	90 Boulevard pasteur Paris Paris		1,326	0.00
181	WARBURG INVEST AG ON BEHALF OF WI GLOBAL CHALLENGE S EMERGING MARKETS INDEX-FONDS	7 AN DER BOERSE HANOVER LOWER SAXONY		3,842	0.00
182	AMERICAN CENTURY WORLD MUTUAL FUNDS INC - EMERGING MARKETS FUND	4500 MAIN STREET KANSAS CITY MISSOURI	UNITED STATES OF AMERICA	1,123,059	0.05
183	DWS INVEST TOP ASIA	2 BOULEVARD KONRAD ADENAUER	LUXEMBOURG	153,206	0.01
184	PARAMETRIC TAX-MANAGED EMERGING MARKETS FUND	TWO INTERNATIONAL PLACE BOSTON MA	UNITED STATES OF AMERICA	38,758	0.00
185	EMERGING MARKETS SOCIAL CORE EQUITY PORTFOLIO OF D FA INVESTMENT DIMENSIONS GROUP INC.	6300 Bee Cave Road Building One Austin Texas 78746 USA	UNITED STATES OF AMERICA	70,318	0.00
186	KAPITALFORENINGEN PENSAM INVEST PSI 3 GLOBALE AKTI ER 3	KALVEBOD BRYGGE1 Not Applicable COPENHAGEN V Not Applicable		56,376	0.00
187	FUTURE FUND BOARD OF GUARDIANS MANAGED BY STATE ST REET GLOBAL ADVISORS	Level 43 120 Collins Street Melbourne Victoria	AUSTRALIA	768,422	0.03
188	FONDS DE COMPENSATION DE LA SECURITE SOCIALE, SICA V- FIS - FDC SICAV EMMA EQUITIES - INDEXED	31 Z A Bourmicht Bertrange	LUXEMBOURG	75,643	0.00
189	GOLDMAN SACHS EMERGING MARKETS ENHANCED INDEX SUSTAINABLE EQUITY	80 route d'Esch		512,111	0.02
190	VOYA GLOBAL INSIGHTS PORTFOLIO	7337 E Doubletree Ranch Road Scottsdale AZ NA	UNITED STATES OF AMERICA	1,476,860	0.06
191	LEGAL AND GENERAL ASSURANCE SOCIETY LIMITED	1 Coleman Street London	UNITED KINGDOM	3,654	0.00
192	LEGAL AND GENERAL ASSURANCE (PENSIONS MANAGEMENT) LIMITED	One Coleman Street London	UNITED KINGDOM	1,595,088	0.06



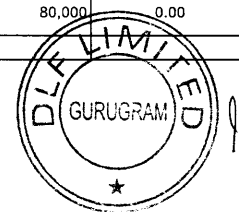
193	LOMBARD ODIER ASSET MANAGEMENT (SWITZERLAND) SA B/ O SYNERGIE - ACTIONS EMERGING MARKET DFM	AVAUENUE DES MORGINES 6 GENEVA SWITZERLAND	SWITZERLAND	28,823	0.00
194	BLACKROCK ADVANTAGE GLOBAL FUND, INC.	100 Bellevue Parkway Wilmington Delaware	UNITED STATES OF AMERICA	30,216	0.00
195	AVIVA LIFE & PENSIONS UK LIMITED	WELLINGTON ROW YORK	UNITED KINGDOM	69,698	0.00
196	ROBECO CAPITAL GROWTH FUNDS	11-13 BOULEVARD DE LA FOIRE L 1528	LUXEMBOURG	14,124	0.00
197	SOCIETE GENERALE - ODI	29 BOULEVARD HAUSSMANN PARIS		140,736	0.01
198	SOCIETE GENERALE	29 BOULEVARD HAUSSMANN PARIS	FRANCE	5,914,879	0.24
199	ALLIANZ TOTAL RETURN ASIAN EQUITY FUND	199 BISHOPSGATE LONDON	UNITED KINGDOM	115,883	0.00
200	SEI GLOBAL MASTER FUND PLC - THE SEI EMERGING MARK ETS EQUITY FUND	Styne house Upper Hatch Street Dublin	IRELAND	68,037	0.00
201	UPMC	600 GRANT STREET USS TOWER 58TH FLOOR PITTSBURGH PA	UNITED STATES OF AMERICA	71,033	0.00
202	UBS PRINCIPAL CAPITAL ASIA LTD	ONE RAFFLES QUAY 50-01 NORTH TOWER		121,002	0.00
203	WORLD EX U.S. CORE EQUITY PORTFOLIO OF DFA INVESTM ENT DIMENSIONS GROUP INC.	6300 Bee Cave Road Building One Austin Texas 78746 USA	UNITED STATES OF AMERICA	94,388	0.00
204	WELLINGTON MANAGEMENT FUNDS (IRELAND) PUBLIC LIMIT ED COMPANY - WELLINGTON INDIA FOCUS EQUITY FUND	25-28 NORTH WALL QUAY IFSC DUBLIN 1	IRELAND	15,756	0.00
205	QMA JP EMERGING MARKETS ALL CAP ONSHORE FUND, L.P.	CITIBANK N.A. CUSTODY SERVICES FIFC- 9TH FLOOR, G BLOCK PLOT C-54 AND C-55, BKC BANDRA - EAST, MUMBAI	INDIA	17,400	0.00
206	ISHARES EMERGING MARKETS IMI EQUITY INDEX FUND	LEVEL 26 101 COLLINS STREET MELBOURNE VIC	AUSTRALIA	18,135	0.00
207	BLACKROCK CDN MSCI EMERGING MARKETS INDEX FUND	161 BAY STREET SUITE 2500 P O BOX 614 TORONTO ONTARIO	CANADA	77,064	0.00
208	BLACKROCK INDEX SELECTION FUND- ISHARES EMERGING M ARKETS INDEX FUND (IE)	JPMORGAN HOUSE INTERNATIONAL FINANCIAL SERVICES CENTRE	IRELAND	936,701	0.04
209	COUNTY EMPLOYEES AND OFFICERS ANNUITY AND BENEFIT FUND OF COOK COUNTY - STATESTREET GLOBAL ADVISORS	33 N DEARBORN ST ROOM 1000 CHICAGO ILLINOIS		13,005	0.00
210	CENTRAL PROVIDENT FUND BOARD MANAGED BY BLACKROCK (SINGAPORE) LIMITED	238B THOMSON ROAD 08-00 TOWER B NOVENA SQUARE SINGAPORE		2,739	0.00
211	CALAMOS EVOLVING WORLD GROWTH FUND	2020 CALAMOS COURT NAPERVILLE IL	UNITED STATES OF AMERICA	824,070	0.03
212	CALAMOS INTERNATIONAL GROWTH FUND	2020 CALAMOS COURT NAPERVILLE IL	UNITED STATES OF AMERICA	217,000	0.01
213	CAPITAL EAST MILLENNIUM EQUITY FUND	NO 30 SEC 1 CHUNG KING S ROAD TAIPEI	TAIWAN	3,000	0.00
214	CAPITAL INDIA AND BRAZIL EQUITY FUND	15F NO 69 SEC 2 TUN HWA S ROAD TAIPEI	TAIWAN	19,500	0.00
215	FIRST COMMERCIAL BANK IN ITS CAPACITY AS MASTER CU STODIAN OF CAPITAL INDIA MEDIUM AND SMALL CAP EQUITY FUND	NO 30 SEC 1 CHUNG KING S ROAD TAIPEI	TAIWAN	480,000	0.02
216	MORGAN STANLEY PATHWAY FUNDS - EMERGING MARKETS EQ UITY FUND	2000 WESTCHESTER AVENUE PURCHASE NY	UNITED STATES OF AMERICA	16,306	0.00
217	CSIF CH EQUITY EMERGING MARKETS BLUE	UETLIBERGSTRASSE 231 ZURICH SWITZERLAND	SWITZERLAND	447,760	0.02
218	CAPITAL GRAND INDIA FUND	15F NO 69 SEC 2 TUN-HWA S ROAD TAIPEI	TAIWAN	85,000	0.00
219	COMMONWEALTH GLOBAL SHARE FUND 30	11 Harbour Street Sydney New South Wales	AUSTRALIA	103,751	0.00



220	DFA AUSTRALIA LIMITED AS RESPONSIBLE ENTITY FOR DIMENSIONAL EMERGING MARKETS VALUE TRUST	Level 43 1 Macquarie Place Sydney NSW	AUSTRALIA	52,389	0.00
221	DFA INTERNATIONAL CORE EQUITY FUND	SUITE 1520 - 1500 WEST GEORGIA STREET VANCOUVER BRITISH COLUMBIA	CANADA	27,244	0.00
222	DFA INTERNATIONAL VECTOR EQUITY FUND	SUITE 1520 - 1500 WEST GEORGIA STREET VANCOUVER BRITISH COLUMBIA	CANADA	19,021	0.00
223	EURIZON FUND - ASIAN EQUITY OPPORTUNITIES	8 Avenue de la Liberte Luxembourg		72,638	0.00
224	EQ ADVISORS TRUST - EQ/EMERGING MARKETS EQUITY PLUS PORTFOLIO	JP Morgan Chase Bank N.A, India Sub Custody 9th Floor, Tower A Block 9, NKP, Western Express Highway, Goregaon E.	INDIA	6,460	0.00
225	EAM GLOBAL SMALL COMPANIES FUND	HSBC SECURITIES SERVICES 11TH FLOOR, BLDG 3, NESCO - IT PARK NESCO COMPLEX, W.E. HIGHWAY GOREGAON (EAST), MUMBAI	INDIA	339	0.00
226	HAND COMPOSITE EMPLOYEE BENEFIT TRUST - QS	820 GESSNER RD SUITE 1250 HOUSTON TEXAS		8,718	0.00
227	HESTA	LEVEL 20 CASSELDEN PLACE 2 LONSDALE STREET MELBOURNE VICTORIA	AUSTRALIA	55,800	0.00
228	HSBC COLLECTIVE INVESTMENT TRUST- HSBC ASIA MULTI-ASSET HIGH INCOME FUND	HSBC MAIN BUILDING 1 QUEENS ROAD CENTRAL HONG KONG		10,985	0.00
229	VOYA EMERGING MARKETS INDEX PORTFOLIO	7337 E Doubletree Ranch Road Scottsdale AZ NA	UNITED STATES OF AMERICA	9,970	0.00
230	INVESCO POOLED INVESTMENT FUND-ASIA FUND	18 F Cosco Tower 183 Queens Road Central Hong Kong	HONG KONG	301,914	0.01
231	ISHARES CORE MSCI ASIA EX JAPAN ETF	C/O BLACKROCK ASSET MANAGEMENT NORTH ASIA LIMITED 16/F CHAMPION TOWER 3 GARDEN ROAD CENTRAL	HONG KONG	361,649	0.01
232	ISHARES MSCI ALL COUNTRY ASIA EX JAPAN ETF	400 HOWARD STREET SAN FRANCISCO CA 94105		294,875	0.01
233	ISHARES MSCI ACWI ETF	400 HOWARD STREET SAN FRANCISCO CA 94105		194,177	0.01
234	ISHARES MSCI ACWI LOW CARBON TARGET ETF	400 HOWARD STREET SAN FRANCISCO CA 94105		37,204	0.00
235	ISHARES MSCI ACWI EX U.S. ETF	400 HOWARD STREET SAN FRANCISCO CA 94105		140,677	0.01
236	ISHARES ESG MSCI EM LEADERS ETF	400 HOWARD STREET SAN FRANCISCO CALIFORNIA		7,413	0.00
237	ISHARES ESG ADVANCED MSCI EM ETF	The Corporation Trust Company 1209 Orange Street Wilmington Delaware		16,212	0.00
238	ISHARES MSCI INDIA ETF	The Corporation Trust Company 1209 Orange Street Wilmington Delaware		5,283,379	0.21
239	ISHARES CORE MSCI TOTAL INTERNATIONAL STOCK ETF	1209 The Corporation Trust Company Orange Street Wilmington Delaware		900,100	0.04
240	CUSTODY BANK OF JAPAN, LTD. STB DAIWA PREMIER INDIA EQUITY MOTHER FUND	8-11 HARUMI 1-CHOME CHUO-KU TOKYO	JAPAN	63,000	0.00
241	CUSTODY BANK OF JAPAN, LTD. STB SUMISHIN SHINKOUKO KUKABUSHIKI INDEX MOTHER FUND	8-11 HARUMI 1 CHOME CHUO-KU TOKYO	JAPAN	126,742	0.01
242	CUSTODY BANK OF JAPAN, LTD. STB EM ASIA EQUITY IND EX MOTHER FUND	8-11 HARUMI 1 CHOME CHUO-KU TOKYO	JAPAN	3,000	0.00




243	LGIASUPER	LEVEL 20 333 ANN STREET BRISBANE QUEENSLAND	AUSTRALIA	45,293	0.00
244	LOCKHEED MARTIN CORPORATION DEFINED CONTRIBUTION PLANS MASTER TRUST	2 AVENUE DE LAFAYETTE BOSTON MASSACHUSETTS	UNITED STATES OF AMERICA	170,487	0.01
245	LVIP SSGA EMERGING MARKETS EQUITY INDEX FUND	1301 SOUTH HARRISON STREET FORT WAYNE INDIANA		31,094	0.00
246	LEGAL & GENERAL EMERGING MARKET COLLECTIVE INVESTMENT TRUST FUND	1100 Abernathy Road Suite 400 Atlanta GA USA		144,725	0.01
247	MATTHEWS PACIFIC TIGER FUND	FOUR EMBARCADERO CENTER SUITE 550 SAN FRANCISCO CA	UNITED STATES OF AMERICA	1,373,237	0.06
248	MIRAE ASSET INDIA DISCOVERY EQUITY INVESTMENT TRUST 1	HSBC BUILDING 25 1-KA BONGRAE-DONG CHUNG-KU SEOUL KOREA	SOUTH KOREA	18,873	0.00
249	MIRAE ASSET INDIA SOLOMON EQUITY INVESTMENT TRUST 1	HSBC BUILDING 25 1-KA BONGRAE-DONG CHUNG-KU SEOUL KOREA	SOUTH KOREA	57,798	0.00
250	MASSMUTUAL GLOBAL FUND	100 BRIGHT MEADOW BLVD ENFIELD CT	UNITED STATES OF AMERICA	1,018,283	0.04
251	MATTHEWS INDIA FUND	FOUR EMBARCADERO CENTER SUITE 550 SAN FRANCISCO CA	UNITED STATES OF AMERICA	521,629	0.02
252	MIRAE ASSET MEISTER INDIA EQUITY MASTER INVESTMENT TRUST	HSBC BUILDING 25 1-KA BONGRAE-DONG CHUNG-KU SEOUL KOREA	SOUTH KOREA	252,990	0.01
253	MANULIFE PROVIDENT FUNDS UNIT TRUST SERIES- MANULIFE PACIFIC ASIA EQUITY FUND	1 QUEENS ROAD CENTRAL HONG KONG		2,658,768	0.11
254	MIRAE ASSET ASIA PACIFIC INFRA SECTOR EQUITY INVESTMENT TRUST NO.1	(NAMDAEMUNNO2(I)-GA 84 NAMDAEMUN-RO JUNG-GU SEOUL KOREA	SOUTH KOREA	24,717	0.00
255	NH-CA INDIA FORTE EQUITY INVESTMENT TRUST	HSBC BUILDING 25 1-KA BONGRAE-DONG CHUNG-KU SEOUL	SOUTH KOREA	4,344	0.00
256	NORTHERN TRUST COMMON ALL COUNTRY WORLD EX-US INVESTABLE MARKET INDEX FUND-NON LENDING	50 South LaSalle Street Chicago Illinois	UNITED STATES OF AMERICA	38,534	0.00
257	ACTIVE M EMERGING MARKETS EQUITY FUND	50 South LaSalle Street Chicago Illinois	UNITED STATES OF AMERICA	54,752	0.00
258	NORTHERN GLOBAL REAL ESTATE INDEX FUND	50 South LaSalle Street Chicago Illinois	UNITED STATES OF AMERICA	405,539	0.02
259	NORTHERN TRUST COMMON EMERGING MARKETS INDEX FUND - NON-LENDING	50 South LaSalle Street Chicago Illinois	UNITED STATES OF AMERICA	83,940	0.00
260	NGS SUPER	LEVEL 16 99 BATHURST STREET SYDNEY NSW	AUSTRALIA	61,051	0.00
261	PUBLIC EMPLOYEES RETIREMENT ASSOCIATION OF COLORADO	1301 Pennsylvania Street Denver CO	UNITED STATES OF AMERICA	46,325	0.00
262	PUBLIC EMPLOYEES RETIREMENT ASSOCIATION OF NEW MEXICO	33 PLAZA LA PRENSA SANTA FE NEW MEXICO	UNITED STATES OF AMERICA	30,282	0.00
263	RUSSELL INVESTMENTS EMERGING MARKETS EQUITY POOL - RUSSELL INVESTMENTS IMPLEMENTATION SERVICES LLC	1 FIRST CANADIAN PLACE 100 KING STREET WEST SUITE 4510 TORONTO ONTARIO	CANADA	17,626	0.00
264	INVESCO GLOBAL SELECT EQUITY FUND	5140 YONGE STREET SUITE 800 TORONTO ONTARIO	CANADA	5,236,924	0.21
265	INVESCO GLOBAL BALANCED FUND	5140 YONGE STREET SUITE 800 TORONTO ONTARIO M2N 6X7 CANADA	CANADA	716,895	0.03
266	ALASKA COMMON TRUST FUND	100 EAST PRATT STREET BALTIMORE MARYLAND NA	UNITED STATES OF AMERICA	25,439	0.00
267	JUPITER INDIA FUND	135 Bishopsgate London	UNITED KINGDOM	3,690,077	0.15
268	THE NOMURA TRUST AND BANKING CO., LTD AS THE TRUSTEE OF EMERGING EQUITY MOTHER FUND	2-2-2 Otemachi Chiyoda-ku Tokyo	JAPAN	80,000	0.00




269	THE BOEING COMPANY EMPLOYEE SAVINGS PLANS MASTER TRUST	100 N Riverside MC 5003 3015 Chicago IL 60606		66,627	0.00
270	THE NOMURA TRUST AND BANKING CO., LTD AS THE TRUSTEE OF NOMURA INDIA STOCK MOTHER FUND	2-2-2 OTEMACHI CHIYODA-KU TOKYO	JAPAN	1,748,923	0.07
271	THE NOMURA TRUST AND BANKING CO., LTD, RE NOMURA EMERGING MARKETS CONSUMER STOCK FUND	2-2-2 Otemachi Chiyoda-ku Tokyo	JAPAN	20,600	0.00
272	LEGAL & GENERAL GLOBAL EMERGING MARKETS INDEX FUND	50 Bank Street London	UNITED KINGDOM	174,016	0.01
273	TEACHERS' RETIREMENT SYSTEM OF THE STATE OF ILLINOIS - DRIEHAUS CAPITAL MANAGEMENT	DEUTSCHE BANK AG, DB HOUSE HAZARIMAL SOMANI MARG, P.O.BOX NO. 1142, FORT MUMBAI	INDIA	170,425	0.01
274	THE MASTER TRUST BANK OF JAPAN, LTD. AS TRUSTEE OF MUTB300000069-STOCK	2-11-3 HAMAMATSUCHO MINATO-KU TOKYO 105-8579	JAPAN	17,399	0.00
275	UMBRELLA FUND PK BLVK - PK BLVK EMMA	UETLIBERGSTRASSE 231 ZURICH SWITZERLAND		97,901	0.00
276	VANGUARD TOTAL WORLD STOCK INDEX FUND	100 VANGUARD BOULEVARD MALVERN PA	UNITED STATES OF AMERICA	362,771	0.01
277	VANGUARD TOTAL INTERNATIONAL STOCK INDEX FUND	100 VANGUARD BOULEVARD MALVERN PA	UNITED STATES OF AMERICA	8,530,383	0.34
278	VANGUARD GLOBAL EX-U.S. REAL ESTATE INDEX FUND	100 VANGUARD BOULEVARD MALVERN PA	UNITED STATES OF AMERICA	2,637,406	0.11
279	VERDIPAPIRFONDET KLP AKSJE FREMVOKSENDE MARKEDER INDEKS	Dronning Eufemiasgate 10	NORWAY	233,797	0.01
280	ALLIANZ EQUITY EMERGING MARKETS 1	17 SQUARE EDOUARD VII PARIS	FRANCE	563,000	0.02
281	AP7 EQUITY FUND	VASAGATAN 11 P O BOX 100 STOCKHOLM SWEDEN	SWEDEN	1,556,610	0.06
282	BLUE SKY ACTIVE EQUITY EMERGING MARKETS GLOBAL FUND	Prof E M Meijerlaan 1 1183 A V Amstelveen	NETHERLANDS	230,483	0.01
283	XTRACKERS(IIE) PLC- XTRACKERS MSCI EMERGING MARKETS UCITS ETF	78 SIR JOHN ROGERSONS QUAY DUBLIN	IRELAND	556,022	0.02
284	INTERNATIONALE KAPITALANLAGEGESELLSCHAFT MBH ACTING FOR ACCOUNT OF ENTSORGUNGSFONDS	HSBC SECURITIES SERVICES 11TH FLOOR, BLDG 3, NESCO - IT PARK NESCO COMPLEX, W.E. HIGHWAY GOREGAON (EAST), MUMBAI	INDIA	104,214	0.00
285	GLOBAL ALPHA TILTS FUND A	400 HOWARD STREET SAN FRANCISCO CA	UNITED STATES OF AMERICA	19,815	0.00
286	HANDELSBANKEN EMERGING MARKETS INDEX	Blasieholmstorg 12 Stockholm		205,508	0.01
287	HANDELSBANKEN GLOBAL INDEX CRITERIA	Blasieholmstorg 12 Stockholm		414,300	0.02
288	INVESCO MSCI EMERGING MARKETS ESG UNIVERSAL SCREENED UCITS ETF	NA 32 MOLESWORTH STREET NA DUBLIN		11,079	0.00
289	INVESCO MSCI EMERGING MARKETS ESG CLIMATE PARIS ALIGNED UCITS ETF	STANDARD CHARTERED BANK SECURITIES SERVICES, 3RD FLOOR 23- 25 MAHATMA GANDHI ROAD FORT, MUMBAI	INDIA	120,234	0.00




290	LF WALES PP EMERGING MARKETS EQUITY FUND	6th Floor 65 Gresham Street London London		61,275	0.00
291	RUSSELL INVESTMENTS INSTITUTIONAL FUNDS LLC EMERGING MARKETS EQUITY PLUS FUND MANAGED BY RUSSELL INVESTMENT MANAGEMENT, LLC	1301 SECOND AVENUE 18 TH FLOOR SEATTLE WASHINGTON	UNITED STATES OF AMERICA	38,442	0.00
292	TIAA-CREF FUNDS - TIAA-CREF EMERGING MARKETS EQUITY INDEX FUND	730 THIRD AVENUE NEW YORK NEW YORK	UNITED STATES OF AMERICA	661,101	0.03
293	UBS (IRL) ETF PLC - MSCI EMERGING MARKETS CLIMATE PARIS ALIGNED UCITS ETF	32 MOLESWORTH STREET DUBLIN		5,734	0.00
294	UBS (IRL) ETF PLC - MSCI ACWI CLIMATE PARIS ALIGNED UCITS ETF	32 MOLESWORTH STREET DUBLIN		691	0.00
295	UBS FUND MANAGEMENT (SWITZERLAND) AG ON BEHALF OF UBS (CH) INSTITUTIONAL FUND - EQUITIES EMERGING MARKETS GLOBAL ESG LEADERS PASSIVE II	AE01 Aeschenvorstadt 1 Basel Basel Stadt		125,828	0.01
296	UBS FUND MANAGEMENT (SWITZERLAND) AG ON BEHALF OF UBS (CH) INSTITUTIONAL FUND - EQUITIES EMERGING MARKETS GLOBAL ESG SCREENED PASSIVE II	AE01 Aeschenvorstadt 1 Basel Basel Stadt		57,494	0.00
297	UBS (IRL) FUND SOLUTIONS II ICAV - MSCI EMERGING MARKETS LOW CARBON TARGET INDEX FUND	CITIBANK N.A. CUSTODY SERVICES FIFC- 9TH FLOOR, G BLOCK PLOT C-54 AND C-55, BKC BANDRA - EAST, MUMBAI	INDIA	13,383	0.00
298	ULLICO DIVERSIFIED INTERNATIONAL EQUITY FUND, L.P.	8403 COLESVILLE ROAD 13TH FLR SILVER SPRING MD 20910 UNITED STATES	INDIA	5,170	0.00
299	UNIVERSAL-INVESTMENT-GESELLSCHAFT MBH ON ACCOUNT OF FDT EQUITY	JP Morgan Chase Bank N.A, India Sub Custody 9th Floor, Tower A Block 9, NKP, Western Express Highway,Goregaon E.	INDIA	18,510	0.00
300	UNIVERSAL-INVESTMENT-GESELLSCHAFT MBH ON BEHALF OF PSF	JP Morgan Chase Bank N.A, India Sub Custody 9th Floor, Tower A Block 9, NKP, Western Express Highway,Goregaon E.	INDIA	29,567	0.00
301	UBS FUND MANAGEMENT (SWITZERLAND) AG ON BEHALF OF HABSBUURG INSTITUTIONAL FUND - AKTIEN EMERGING MARKETS	JP Morgan Chase Bank N.A, India Sub Custody 9th Floor, Tower A Block 9, NKP, Western Express Highway,Goregaon E.	INDIA	24,045	0.00
302	UBS (IRL) ETF PLC - MSCI AC ASIA (EX JAPAN) ESG LEADERS LOW CARBON SELECT UCITS ETF	CITIBANK N.A. CUSTODY SERVICES FIFC- 9TH FLOOR, G BLOCK PLOT C-54 AND C-55, BKC BANDRA - EAST, MUMBAI	INDIA	1,636	0.00
303	VAM FUNDS (LUX) - EMERGING MARKETS GROWTH FUND	AVENUE DE LA LIBERTE 26	LUXEMBOURG	8,149	0.00
304	BARCLAYS MERCHANT BANK (SINGAPORE) LTD.	10 MARINA BOULEVARD 2401 MARINA BAY FINANCIAL CENTRE TOWER 2	SINGAPORE	2,700	0.00
305	EMERGING MARKETS CORE EQUITY FUND OF DIMENSIONAL FUNDS ICVC	20 Triton Street Regents Place London NW1 3BF U K	UNITED KINGDOM	93,262	0.00
306	DIMENSIONAL EMERGING MARKETS VALUE FUND	6300 Bee Cave Road Building One Austin Texas 78746 USA	UNITED STATES OF AMERICA	770,528	0.03
307	EMERGING MARKETS CORE EQUITY PORTFOLIO (THE PORTFOLIO) OF DFA INVESTMENT DIMENSIONS GROUP INC. (DFAIDG)	6300 Bee Cave Road Building One Austin Texas 78746 USA	UNITED STATES OF AMERICA	1,179,187	0.05
308	DAUPHINE MAURITIUS INVESTMENT LIMITED	C/O CIM CORPORATE SERVICES LTD LES CASCADES BUILDING EDITH CAVELL STREET PORT LOUIS	MAURITIUS	120,247	0.00
309	KAPITALFORENINGEN EMD INVEST, EMERGING MARKETS INDEX	1 KALVEBOD BRYGGE COPENHAGEN V COPENHAGEN V		52,524	0.00
310	FIDELITY INVESTMENT FUNDS - FIDELITY INDEX EMERGING MARKETS FUND	OAKHILL HOUSE 130 TONBRIDGE ROAD HILDENBOROUGH TONBRIDGE KENT	UNITED KINGDOM	124,593	0.01




311	FUNDPARTNER SOLUTIONS (SUISSE) S.A.-RP - FONDS INS TITUTIONNEL - ACTIONS MARCHES EMERGENTS	ROUTE DES ACACIAS 60	SWITZERLAND	735,788	0.03
312	GOLDMAN SACHS INVESTMENTS (MAURITIUS) I LTD	LEVEL 3 ALEXANDER HOUSE 35 CYBERCITY EBENE	MAURITIUS	55,009	0.00
313	STATE STREET TOTAL RETURN V.I.S. FUND	1600 SUMMER STREET STAMFORD CONNECTICUT	UNITED STATES OF AMERICA	8,691	0.00
314	HC CAPITAL TRUST THE EMERGING MARKETS PORTFOLIO-ME LLON INVESTMENTS CORPORATION	FIVE TOWER BRIDGE 300 BARR HARBOR DRIVE SUITE 500 WEST CONSHOHOCKEN PA	UNITED STATES OF AMERICA	77,823	0.00
315	HEPTAGON FUND PLC/DRIEHAUS EMERGING MARKETS EQUITY FUND	6th Floor South Bank House Barrow Street Dublin 4 Ireland	IRELAND	159,364	0.01
316	INVESCO ASIA ASSET ALLOCATION FUND	2-4 RUE EUGENE RUPPERT LUXEMBOURG	LUXEMBOURG	60,342	0.00
317	INDIA OPPORTUNITIES GROWTH FUND LTD - PINWOOD STR ATEGY	4TH FLOOR 19 BANK STREET CYBERCITY EBENE	MAURITIUS	3,000	0.00
318	IRISH LIFE ASSURANCE PLC	Irish Life Centre Lower Abbey Street Dublin 1 Dublin	IRELAND	239,560	0.01
319	KAPITALFORENINGEN INVESTIN PRO, GLOBALE AKTIER IND EX	C/O NYKREDIT PORTEFOELJE ADMINISTRATION A/S KALVEBOD BRYGGE 1 COPENHAGEN V		75,762	0.00
	KAPITALFORENINGEN INVESTIN PRO, VELLIV EMERGING MA RKETS EQUITY INDEX	C/O NYKREDIT PORTEFOELJE ADMINISTRATION A/S KALVEBOD BRYGGE 1 COPENHAGEN V NA		124,248	0.01
320	HORIZON ACCESS INDIA FUND	HAVENLAAN 2 1080 BRUSSELS HAVENLAAN 2 BRUSSELS	BELGIUM	31,672	0.00
321	KAPITALFORENINGEN LAEGERNES INVEST, KLI AKTIER EME RGING MARKETS INDEKS	C/O NYKREDIT PORTEFOELJE ADMINISTRATION A/S OTTO MOENSTEDS PLADS 9 COPENHAGEN V	DENMARK	25,302	0.00
322	NOMURA FUNDS IRELAND PUBLIC LIMITED COMPANY- NOMUR A FUNDS IRELAND - INDIA EQUITY FUND	33 SIR JOHN ROGERSON'S QUAY DUBLIN	IRELAND	5,388,799	0.22
323	NORDEA 1 SICAV - INDIAN EQUITY FUND	562 RUE DE NEUDORF	LUXEMBOURG	743,836	0.03
324	LIONTRUST INVESTMENT FUNDS I - LIONTRUST INDIA FUN D	3 SHORTLANDS LONDON	UNITED KINGDOM	164,557	0.01
325	OLD MUTUAL MSCI EMERGING MARKETS ESG LEADERS INDEX FUND	70 SIR JOHN ROGERSON'S QUAY DUBLIN	IRELAND	50,553	0.00
326	THE PRUDENTIAL ASSURANCE COMPANY LIMITED	THE PRUDENTIAL ASSURANCE COMPANY LIMITED LAURENCE POUNTNEY HILL LONDON	UNITED KINGDOM	523,368	0.02
327	PREMIER INVESTMENT FUND LIMITED	C/o DTOS Ltd 10th FLOOR RAFFLES TOWER 19 CYBERCITY EBENE	MAURITIUS	19,650	0.00
328	STICHTING PENSIOENFONDS ABP	Coriovallumstraat 46 Heerlen Limburg		3,179,370	0.13
329	UBS ASSET MANAGEMENT LIFE LTD	5 BROADGATE LONDON		32,862	0.00
330	VANGUARD EMERGING MARKETS STOCK INDEX FUND, A SERI ES OF VANGUARD INVESTMENT SERIES PLC	70 SIR JOHN ROGERSON'S QUAY DUBLIN	IRELAND	1,168,960	0.05
331	WELLINGTON INDIA OPPORTUNITIES FUND, LTD	ELIAN FIDUCIARY SERVICES CAYMAN LIMITED 89 NEXUS WAY CAMANA BAY GRAND CAYMAN	CAYMAN ISLANDS	103,660	0.00
332	AUSTRALIANSUPER	LEVEL 33 50 LONSDALE STREET MELBOURNE VICTORIA	AUSTRALIA	8,819	0.00
333	BROWN ADVISORY - SOMERSET EMERGING MARKETS FUND	901 South Bond Street Suite 400 Baltimore Maryland	UNITED STATES OF AMERICA	590,363	0.02
334	BVK PERSONALVORSORGE DES KANTONS ZURICH	STAMPFENBACHSTRASSE 63 8006 ZURICH	SWITZERLAND	218,516	0.01



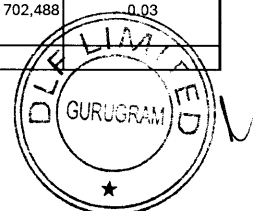
335	MULTI-MANAGER (CANADA) GLOBAL EQUITIES FUND	800 RENE LEVESQUE BOULEVARD WEST SUITE 2900 MONTREAL QUEBEC	CANADA	70,049	0.00
336	CALAMOS GLOBAL TOTAL RETURN FUND	2020 CALAMOS COURT NAPERVILLE IL 60563	UNITED STATES OF AMERICA	27,090	0.00
337	CALAMOS GLOBAL DYNAMIC INCOME FUND	2020 CALAMOS COURT NAPERVILLE IL 60563	UNITED STATES OF AMERICA	104,680	0.00
338	CDN ACWI ALPHA TILTS FUND	161 BAY STREET SUITE 2500 P O BOX 614 TORONTO ONTARIO M5J 2S1 CANADA		16,721	0.00
339	BNYM MELLON CF SL EMERGING MARKETS STOCK INDEX FUND	240 GREENWICH STREET NEW YORK NY		35,293	0.00
340	COLONIAL FIRST STATE INVESTMENT FUND 50	11 Harbour Street Sydney NSW 2000 Australia		9,520	0.00
341	CATHAY FTSE EMERGING MARKETS ETF	6F NO 39 SEC 2 DUNHUA S RD TAIPEI		1,159	0.00
342	COMMINGLED PENSION TRUST FUND (EMERGING MARKETS RE SEARCH ENHANCED EQUITY) OF JP MORGAN CHASE BANK N. A	383 Madison Avenue New York New York		142,672	0.01
343	CUSTODY BANK OF JAPAN, LTD. AS TRUSTEE FOR AMONE M SCI ACWI CLIMATE PARIS ALIGNED INDEX MOTHER FUND	44903 Harumi 1-Chome Chuo-ku Tokyo		21,177	0.00
344	CIBC EMERGING MARKETS EQUITY INDEX ETF	22ND FLOOR 161 BAY STREET TORONTO ONTARIO		4,686	0.00
345	COUNSEL DEFENSIVE GLOBAL EQUITY	SUITE 300 5015 SPECTRUM WAY MISSISSAUGA ONTARIO		1,014	0.00
346	DRIEHAUS EMERGING MARKETS GROWTH CIT	801 Warrenville Road Suite 500 Lisle IL		650,817	0.03
347	XTRACKERS MSCI EMERGING MARKETS HEDGED EQUITY ETF	345 PARK AVENUE NEW YORK NY 10154 - 0115	UNITED STATES OF AMERICA	10,361	0.00
348	GOLDMAN SACHS TRUST II - GOLDMAN SACHS MULTI-MANAG ER GLOBAL EQUITY FUND	200 WEST STREET NEW YORK NY	UNITED STATES OF AMERICA	68,950	0.00
349	GOLDMAN SACHS ETF TRUST - GOLDMAN SACHS ACTIVEBETA EMERGING MARKETS EQUITY ETF	200 WEST STREET NEW YORK NY 10282	UNITED STATES OF AMERICA	46,816	0.00
350	GAVEKAL ASIAN OPPORTUNITIES UCITS FUND	33 Sir John Rogersons Quay Dublin 2		337,895	0.01
351	GUIDESTONE FUNDS EMERGING MARKETS EQUITY FUND	2401 Cedar Springs Road Dallas TX	UNITED STATES OF AMERICA	33,609	0.00
352	HANG SENG INVESTMENT SERIES - HANG SENG PING AN ASIAN INCOME FUND	HSBC Main Building 1 Queen's Road Central Hong Kong Hong Kong		9,409	0.00
353	HSBC EMERGING MARKETS EQUITY INDEX FUND	3rd Floor 885 West Georgia Street Vancouver British Columbia		7,277	0.00
354	HSBC BANK PLC AS TRUSTEE OF STATE STREET AUT EMERGING MARKET SCREENED (EX CONTROVERSIES AND CW) INDEX EQUITY FUND	8 CANADA SQUARE LONDON LONDON		279,583	0.01
355	HSBC COLLECTIVE INVESTMENT TRUST - HSBC INDIA MULT I INCOME FUND	HSBC SECURITIES SERVICES 11TH FLOOR, BLDG 3, NESCO - IT PARK NESCO COMPLEX, W.E. HIGHWAY GOREGAON (EAST), MUMBAI	INDIA	49,183	0.00
356	INVESCO INCOME ADVANTAGE INTERNATIONAL FUND	11 GREENWAY PLAZA SUITE 1000 HOUSTON TEXAS		1,046	0.00
357	ISHARES MSCI INDIA CLIMATE TRANSITION ETF	HSBC SECURITIES SERVICES 11TH FLOOR, BLDG 3, NESCO - IT PARK NESCO COMPLEX, W.E. HIGHWAY GOREGAON (EAST), MUMBAI	INDIA	113,710	0.00
358	ISHARES CORE MSCI EMERGING MARKETS IMI INDEX ETF	CITIBANK N.A. CUSTODY SERVICES FIFC- 9TH FLOOR, G BLOCK PLOT C-54 AND C-55, BKC BANDRA - EAST, MUMBAI	INDIA	92,913	0.00



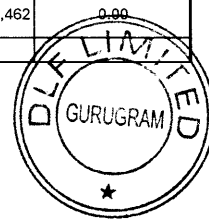
359	ISHARES ESG AWARE MSCI EMERGING MARKETS INDEX ETF	CITIBANK N.A. CUSTODY SERVICES FIFC- 9TH FLOOR, G BLOCK PLOT C-54 AND C-55, BKC BANDRA - EAST, MUMBAI	INDIA	536,738	0.02
360	ISHARES MSCI ASIA EX JAPAN CLIMATE ACTION ETF	HSBC SECURITIES SERVICES 11TH FLOOR, BLDG 3, NESCO - IT PARK NESCO COMPLEX, W.E. HIGHWAY GOREGAON (EAST), MUMBAI	INDIA	88,969	0.00
361	MEGA INTERNATIONAL COMMERCIAL BANK CO. LTD. IN ITS CAPACITY AS MASTER CUSTODIAN OF JIH SUN ASIAN OPPO RTUNITY FUND	11 FL 100 CHI LIN ROAD TAIPEI 104 TAIWAN	TAIWAN	12,280	0.00
362	JAPAN MUTUAL AID ASSOCIATION OF PUBLIC SCHOOL TEAC HERS 10512-7001	9-5 KANDA SURUGADAI 2-CHOME CHIYODA-KU TOKYO JAPAN	JAPAN	37,239	0.00
363	JAPAN MUTUAL AID ASSOCIATION OF PUBLIC SCHOOL TEAC HERS 10512-7002	9-5 KANDA SURUGADAI 2-CHOME CHIYODA-KU TOKYO JAPAN	JAPAN	33,747	0.00
364	JOHN HANCOCK FUNDS II INTERNATIONAL STRATEGIC EQUITY ALLOCATION FUND	601 Congress Street Boston MA 02210- 2805 USA	UNITED STATES OF AMERICA	88,722	0.00
365	JAPAN POLICE PERSONNEL MUTUAL AID ASSOCIATION 1846 5- 7011	SANBAN-CHO 6-8 CHIYODA-KU TOKYO JAPAN	JAPAN	32,112	0.00
366	JAPAN POLICE PERSONNEL MUTUAL AID ASSOCIATION 1846 5- 7012	SANBAN-CHO 6-8 CHIYODA-KU TOKYO JAPAN	JAPAN	17,158	0.00
367	CUSTODY BANK OF JAPAN, LTD. RE: RB RAM INTERNATION AL EMERGING COUNTRIES EQUITY MOTHER FUND	8-11 HARUMI 1 CHOME CHUO-KU TOKYO	JAPAN	23,262	0.00
368	CUSTODY BANK OF JAPAN, LTD. STB EMERGING MARKETS E QUITY INDEX MOTHER FUND	8 12 HARUMI 1 CHOME CHUO-KU TOKYO		29,330	0.00
369	LEGAL & GENERAL FUTURE WORLD ESG EMERGING MARKETS INDEX FUND	50 Bank Street London London		9,628	0.00
370	MICROSOFT CORPORATION SAVINGS PLUS 401(K) PLAN AS MANAGED BY AXIOM INTERNATIONAL INVESTORS LLC	ONE MICROSOFT WAY REDMOND WASHINGTON	UNITED STATES OF AMERICA	250,570	0.01
371	THE MASTER TRUST BANK OF JAPAN, LTD. AS TRUSTEE OF MUAM EMERGING EQUITY INDEX MOTHER FUND	2-11-3 HAMAMATSUCHO MINATO-KU TOKYO 105-8579	JAPAN	493,476	0.02
372	MULTI-ADVISOR FUNDS GLOBAL EMERGING MARKETS EQUITY FUND - AXIOM INVESTORS	50 South LaSalle Street Chicago IL	UNITED STATES OF AMERICA	204,984	0.01
373	NORTHERN TRUST COLLECTIVE ALL COUNTRY WORLD INDEX (ACWI) EX-US FUND - LENDING	50 S LaSalle Street Chicago Illinois	UNITED STATES OF AMERICA	214,503	0.01
374	NORTHERN TRUST COLLECTIVE EMERGING MARKETS INDEX F UND - LENDING	50 S LaSalle Street Chicago Illinois	UNITED STATES OF AMERICA	54,370	0.00
375	NORTHERN TRUST COLLECTIVE GLOBAL REAL ESTATE INDEX FUND- NON LENDING	50 S LaSalle Street Chicago Illinois	UNITED STATES OF AMERICA	112,255	0.00
376	NORTHERN TRUST COLLECTIVE GLOBAL REAL ESTATE INDEX FUND- LENDING	50 S LaSalle Street Chicago Illinois	UNITED STATES OF AMERICA	285,476	0.01
377	NORTHERN TRUST EMERGING MARKETS CUSTOM ESG EQUITY INDEX UCITS FGR FUND	Vinoly 7th floor Claude Debussylaan 18A Amsterdam	NETHERLANDS	597,443	0.02
378	NATIONAL FEDERATION OF MUTUAL AID ASSOCIATIONS FOR MUNICIPAL PERSONNEL 10502-0004	NIBAN-CHO 2 CHIYODA-KU TOKYO JAPAN	JAPAN	91,585	0.00
379	NATIONAL FEDERATION OF MUTUAL AID ASSOCIATIONS FOR MUNICIPAL PERSONNEL 10502-0005	NIBAN-CHO 2 CHIYODA-KU TOKYO JAPAN 102-0084	JAPAN	88,402	0.00
380	NATIONAL FEDERATION OF MUTUAL AID ASSOCIATIONS FOR MUNICIPAL PERSONNEL 18464-2106	NIBAN-CHO 2 CHIYODA-KU TOKYO JAPAN	JAPAN	24,257	0.00
381	NATIONAL FEDERATION OF MUTUAL AID ASSOCIATIONS FOR MUNICIPAL PERSONNEL 18464-2107	NIBAN-CHO 2 CHIYODA-KU TOKYO JAPAN	JAPAN	43,841	0.00
382	NATIONAL FEDERATION OF MUTUAL AID ASSOCIATIONS FOR MUNICIPAL PERSONNEL 18464-2116	NIBAN-CHO 2 CHIYODA-KU TOKYO JAPAN	JAPAN	24,050	0.00
383	NATIONAL FEDERATION OF MUTUAL AID ASSOCIATIONS FOR MUNICIPAL PERSONNEL 18464-2117	NIBAN-CHO 2 CHIYODA-KU TOKYO JAPAN	JAPAN	27,936	0.00




384	NUVEEN ESG EMERGING MARKETS EQUITY ETF	333 W WACKER DR 60606 CHICAGO ILLINOIS	UNITED STATES OF AMERICA	211,626	0.01
385	PENSION FUND ASSOCIATION FOR LOCAL GOVERNMENT OFFICIALS 18420-7087	5-26 AKASAKA 8 MINATO-KU TOKYO JAPAN	JAPAN	33,742	0.00
386	PENSION FUND ASSOCIATION FOR LOCAL GOVERNMENT OFFICIALS 18420-7088	5-26 AKASAKA 8 MINATO-KU TOKYO JAPAN	JAPAN	32,735	0.00
387	PENSION FUND ASSOCIATION FOR LOCAL GOVERNMENT OFFICIALS 18420-7089	5-26 AKASAKA 8 MINATO-KU TOKYO JAPAN	JAPAN	62,882	0.00
388	PENSION FUND ASSOCIATION FOR LOCAL GOVERNMENT OFFICIALS 18420-7090	5-26 AKASAKA 8 MINATO-KU TOKYO JAPAN	JAPAN	51,860	0.00
389	PENSION FUND ASSOCIATION FOR LOCAL GOVERNMENT OFFICIALS 18420-7086	5-26 AKASAKA 8 MINATO-KU TOKYO	JAPAN	58,327	0.00
390	PENSION FUND ASSOCIATION FOR LOCAL GOVERNMENT OFFICIALS 18420-7085	5-26 AKASAKA 8 MINATO-KU TOKYO	JAPAN	62,133	0.00
391	PENSION FUND ASSOCIATION FOR LOCAL GOVERNMENT OFFICIALS 18420-7092	5-26 AKASAKA 8 MINATO-KU TOKYO	JAPAN	69,304	0.00
392	PENSION FUND ASSOCIATION FOR LOCAL GOVERNMENT OFFICIALS 18420-7091	5-26 AKASAKA 8 MINATO-KU TOKYO	JAPAN	60,496	0.00
393	PENSION FUND ASSOCIATION FOR LOCAL GOVERNMENT OFFICIALS 18580-7007	5-26 AKASAKA 8 MINATO-KU TOKYO JAPAN	JAPAN	1,432	0.00
394	PENSION FUND ASSOCIATION FOR LOCAL GOVERNMENT OFFICIALS 18580-7008	5-26 AKASAKA 8 MINATO-KU TOKYO JAPAN	JAPAN	1,653	0.00
395	PUB EQUITIES EMERGING MARKETS 1	UETLIBERGSTRASSE 231 ZURICH	SWITZERLAND	382,531	0.02
396	PUB EQUITIES EMERGING MARKETS 2	UETLIBERGSTRASSE 231 ZURICH	SWITZERLAND	407,315	0.02
397	RESONA BANK, LTD. (AS TRUSTEE FOR PENSION COMMINGLED FUND) 00729-7035	2-1 BINGOMACHI 2-CHOME CHUO-KU OSAKA JAPAN	JAPAN	2,226	0.00
398	RUSSELL INVESTMENT MANAGEMENT LTD AS THE TRUSTEE OF THE RUSSELL INVESTMENTS MULTI- ASSET FACTOR EXPOSURE FUND MANAGED BY RUSSELL INVESTMENTS IMPLEMENT	LEVEL 29 135 KING STREET SYDNEY NSW	AUSTRALIA	2,443	0.00
399	EURIZON FUND	8 AVENUE DE LA LIBERTE	LUXEMBOURG	179,788	0.01
400	STICHTING SHELL PENSIOENFONDS	BOGAARDPLEIN 41 RIJSWIJK ZH	NETHERLANDS	1,803	0.00
401	THE MASTER TRUST BANK OF JAPAN, LTD. AS TRUSTEE OF MUTB300000120-STOCK	2-11-3 HAMAMATSUCHO MINATO-KU TOKYO 105-8579	JAPAN	2,997	0.00
402	SUMITOMO MITSUI TRUST BANK, LIMITED (AS TRUSTEE FOR SUMITOMO MITSUI TRUST PENSION COMMINGLED FUND E06) 00961-0061	4-1 MARUNOUCHI 1-CHOME CHIYODA-KU TOKYO JAPAN	JAPAN	26,131	0.00
403	THE MASTER TRUST BANK OF JAPAN, LTD. AS TRUSTEE FOR GOVERNMENT PENSION INVESTMENT FUND MTBJ400045835	11-3 HAMAMATSUCHO 2-CHOME MINATO-KU TOKYO 105-8579 JAPAN	JAPAN	398,814	0.02
404	THE MASTER TRUST BANK OF JAPAN, LTD. AS TRUSTEE FOR GOVERNMENT PENSION INVESTMENT FUND MTBJ400045832	CITIBANK N.A. CUSTODY SERVICES FIFC- 9TH FLOOR, G BLOCK PLOT C-54 AND C-55, BKC BANDRA - EAST, MUMBAI	INDIA	128,672	0.01
405	ONEPATH GLOBAL EMERGING MARKETS SHARES (UNHEDGED) INDEX POOL	LEVEL 23 242 PITT STREET SYDNEY NSW	AUSTRALIA	59,957	0.00
406	CUSTODY BANK OF JAPAN, LTD. AS TRUSTEE FOR MIZUHO TRUST & BANKING CO., LTD./PENSION INVESTMENT FUND TRUST NUMBER 31	8 12 HARUMI 1 CHOME CHUO KU TOKYO	JAPAN	11,995	0.00
407	THE MASTER TRUST BANK OF JAPAN, LTD. AS TRUSTEE FOR GOVERNMENT PENSION INVESTMENT FUND MTB400045794	11-3 HAMAMATSUCHO 2-CHOME MINATO-KU TOKYO 105-8579 JAPAN	JAPAN	439,605	0.02
408	THE MASTER TRUST BANK OF JAPAN, LTD. AS TRUSTEE FOR GOVERNMENT PENSION INVESTMENT FUND MTB400045792	11-3 HAMAMATSUCHO 2-CHOME MINATO-KU TOKYO	JAPAN	702,488	0.03



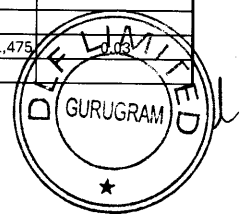
409	THE MASTER TRUST BANK OF JAPAN, LTD. AS TRUSTEE OF THE PROMOTION AND MUTUAL AID CORPORATION FOR PRIVATE SCHOOLS OF JAPAN MUTB400021492	2-11-3 HAMAMATSUCHO MINATO-KU TOKYO	JAPAN	13,498	0.00
410	THE MASTER TRUST BANK OF JAPAN, LTD. AS TRUSTEE FOR GOVERNMENT PENSION INVESTMENT FUND MTBJ400045829	11-3 HAMAMATSUCHO 2-CHOME MINATO-KU TOKYO 105-8579 JAPAN	JAPAN	960,744	0.04
411	THE MASTER TRUST BANK OF JAPAN, LTD. AS TRUSTEE FOR GOVERNMENT PENSION INVESTMENT FUND MTBJ400045828	11-3 HAMAMATSUCHO 2-CHOME MINATO-KU TOKYO 105-8579 JAPAN	JAPAN	200,963	0.01
412	THE MASTER TRUST BANK OF JAPAN, LTD. AS TRUSTEE FOR GOVERNMENT PENSION INVESTMENT FUND MUTB400045795	11-3 HAMAMATSUCHO 2-CHOME MINATO-KU TOKYO 105-8579 JAPAN	JAPAN	732,166	0.03
413	THE MASTER TRUST BANK OF JAPAN, LTD. AS TRUSTEE OF THE PROMOTION AND MUTUAL AID CORPORATION FOR PRIVATE SCHOOLS OF JAPAN MUTB400021536	2-11-3 HAMAMATSUCHO MINATO-KU TOKYO	JAPAN	50,031	0.00
414	VANGUARD ASIA EX JAPAN SHARES INDEX FUND	LEVEL 34 FRESHWATER PLACE 2 SOUTHBANK BOULEVARD SOUTHBANK VICTORIA	AUSTRALIA	21,653	0.00
415	AMUNDI MODERATE GROWTH FUND	50/F Champion Tower Three Garden Road Central Hong Kong	HONG KONG	18,654	0.00
416	VALIDA AKTIEN EMERGINGMARKETS 1	MOOSLACKENGASSE 12 VIENNA	AUSTRIA	21,070	0.00
417	VANGUARD ESG INTERNATIONAL STOCK ETF	100 VANGUARD BOULEVARD MALVERN PENNSYLVANIA		98,160	0.00
418	VANGUARD FIDUCIARY TRUST COMPANY INSTITUTIONAL TOTAL INTERNATIONAL STOCK MARKET INDEX TRUST	100 VANGUARD BOULEVARD MALVERN PENNSYLVANIA		569,510	0.02
419	VERDIPAPIRFONDET DNB GLOBAL EMERGING MARKETS INDEX	Dronning Eufemias gate 30 Oslo		52,776	0.00
420	AQR EMERGING EQUITIES FUND, L.P.	Two Greenwich Plaza 3rd Floor Greenwich Connecticut	UNITED STATES OF AMERICA	78,897	0.00
421	ALLIANZ GLOBAL INVESTORS GMBH ACTING ON BEHALF OF ALLIANZGI-FONDS DSPT	BOCKENHEIMER LANDSTRASSE 42-44 HESSE FRANKFURT/ MAIN	GERMANY	33	0.00
422	ALLIANZ GLOBAL INVESTORS GMBH ACTING ON BEHALF OF ALLIANZGI-FONDS PTV2	BOCKENHEIMER LANDSTRASSE 42-44 FRANKFURT/ MAIN	GERMANY	25,523	0.00
423	HSBC INDIEN	YORCKSTRASSE 21 GERMANY		1,470,237	0.06
424	INTERNATIONALE KAPITALANLAGEGESELLSCHAFT MBH ACTING ON BEHALF OF MI-FONDS F29	UNTERMAINANLAGE 1 FRANKFURT AM MAIN	GERMANY	40,209	0.00
425	AUBREY CAPITAL MANAGEMENT ACCESS FUND - AUBREY GLOBAL EMERGING MARKETS OPPORTUNITIES FUND	11-13 BOULEVARD DE LA FOIRE L-1528	LUXEMBOURG	1,132,000	0.05
426	AMERICAN CENTURY STRATEGIC ASSET ALLOCATIONS INC-S STRATEGIC ALLOCATION MODERATE FUND	4500 MAIN STREET KANSAS CITY MISSOURI	UNITED STATES OF AMERICA	5,451	0.00
427	AMERICAN CENTURY STRATEGIC ASSET ALLOCATIONS INC-S STRATEGIC ALLOCATION AGGRESSIVE FUND	4500 MAIN STREET KANSAS CITY MISSOURI	UNITED STATES OF AMERICA	4,714	0.00
428	CAISSE DE DEPOT ET PLACEMENT DU QUEBEC	1000 PLACE JEAN- PAUL- RIOPELLE MONTREAL QUEBEC	CANADA	930,098	0.04
429	CANADA PENSION PLAN INVESTMENT BOARD	ONE QUEEN STREET EAST SUITE 2500 TORONTO ONTARIO	CANADA	557,748	0.02
430	AMUNDI FUNDS EMERGING MARKETS EQUITY FOCUS	5 ALLEE SCHEFFER L 2520 LUXEMBOURG	LUXEMBOURG	900,430	0.04
431	AMUNDI FUNDS EMERGING WORLD EQUITY	5 ALLEE SCHEFFER L 2520 LUXEMBOURG	LUXEMBOURG	427,853	0.02
432	FIDELITY UCITS ICAV / FIDELITY EMERGING MARKETS QUALITY INCOME UCITS ETF	Georges Quay House 43 Townsend St Dublin 2	IRELAND	19,583	0.00
433	FIDELITY UCITS II ICAV / FIDELITY MSCI EMERGING MARKETS INDEX FUND	George's Quay House 43 Townsend St Dublin 2		3,156	0.00
434	FRANKLIN TEMPLETON ICAV FRANKLIN AC ASIA EX JAPAN UCITS ETF	70 SIR JOHN ROGERSON'S QUAY DUBLIN		1,462	0.00




435	FRANKLIN TEMPLETON ICAV FRANKLIN FTSE INDIA UCITS ETF	70 SIR JOHN ROGERSON'S QUAY DUBLIN		248,888	0.01
436	HSBC GLOBAL INVESTMENT FUNDS - MANAGED SOLUTIONS - ASIA FOCUSED GROWTH	16 BOULEVARD DAVRANCHES L 1160	LUXEMBOURG	18,735	0.00
437	HSBC GLOBAL INVESTMENT FUNDS - INDIAN EQUITY	16 BOULEVARD D'AVRANCHES L1160	LUXEMBOURG	5,984,223	0.24
438	HSBC GLOBAL INVESTMENT FUNDS - ASIA EX JAPAN EQUITY	16 BOULEVARD DAVRANCHES L 1160	LUXEMBOURG	504,740	0.02
439	ISHARES MSCI EM UCITS ETF USD (ACC)	JP MORGAN HOUSE IFSC DUBLIN 1	IRELAND	295,995	0.01
440	ISHARES MSCI EM UCITS ETF USD (DIST)	JP MORGAN HOUSE IFSC DUBLIN 1	IRELAND	465,031	0.02
441	GOLDMAN SACHS PARAPLUFONDS 1 N.V.	SCHENKKADE 65 S GRAVENHAGE	NETHERLANDS	510,264	0.02
442	ISHARES MSCI EM ASIA UCITS ETF	JP MORGAN HOUSE IFSC DUBLIN 1	IRELAND	306,805	0.01
443	ISHARES CORE MSCI EM IMI UCITS ETF	JP MORGAN HOUSE IFSC DUBLIN 1	IRELAND	1,726,700	0.07
444	INVESTERINGSFORENINGEN SPARINVEST INDEX EMERGING MARKETS KL	NORMANSVEJ 1 RANDERS NY	DENMARK	33,048	0.00
445	INTECH GLOBAL ALL COUNTRY ENHANCED INDEX FUND LLC	CORPORATION SERVICE COMPANY 2711 CENTERVILLE RD SUITE 400 WILMINGTON DE	UNITED STATES OF AMERICA	241	0.00
446	LOMBARD ODIER ASSET MANAGEMENT (SWITZERLAND) SA B/O SYNERGIE ACTIONS MARCHES EMERGENTS - PASSIF	AVENUE DES MORGINES 6 PETIT LANCY GENEVA SWITZERLAND	SWITZERLAND	40,197	0.00
447	LEGAL & GENERAL SCIENTIFIC BETA EMERGING MARKETS FUND, LLC	71 S Wacker Drive Suite 800 Chicago IL	UNITED STATES OF AMERICA	9,572	0.00
448	LBPAM ISR ACTIONS EMERGENTS	34 RUE DE LA FEDERATION PARIS		61,751	0.00
449	LAERERNES PENSION FORSIKRINGSAKTIESELSKAB	TUBORG BOULEVARD 3 HELLERUP		10,957	0.00
450	LIONTRUST INVESTMENT FUNDS II - LIONTRUST EMERGING MARKETS FUND	3 SHORTLANDS LONDON	UNITED KINGDOM	21,446	0.00
451	PACS: GEM SMART BETA EQUITY PORTFOLIO - ASGSBF	CITIBANK N.A. CUSTODY SERVICES FIFC- 9TH FLOOR, G BLOCK PLOT C-54 AND C-55, BKC BANDRA - EAST, MUMBAI	INDIA	77,427	0.00
	PACS: ASIA PACIFIC EX JAPAN BETA EQUITY PORTFOLIO - ASABEF	CITIBANK N.A. CUSTODY SERVICES FIFC- 9TH FLOOR, G BLOCK PLOT C-54 AND C-55, BKC BANDRA - EAST, MUMBAI	INDIA	18,579	0.00
	PACS: ASIA PACIFIC EX JAPAN SMART BETA EQUITY PORTFOLIO - ASASBF	CITIBANK N.A. CUSTODY SERVICES FIFC- 9TH FLOOR, G BLOCK PLOT C-54 AND C-55, BKC BANDRA - EAST, MUMBAI	INDIA	17,903	0.00
452	PICTET - EMERGING MARKETS INDEX	15 AVENUE J F KENNEDY	LUXEMBOURG	62,214	0.00
453	BAILLIE GIFFORD PACIFIC FUND A SUB FUND OF BAILLIE GIFFORD OVERSEAS GROWTH FUNDS ICVC	CALTON SQUARE 1 GREENSIDE ROW EDINBURGH	UNITED KINGDOM	8,315,632	0.34
454	THE REGENTS OF THE UNIVERSITY OF CALIFORNIA - STATE STREET GLOBAL ADVISORS	1111 BROADWAY SUITE 2100 OAKLAND CA		795,091	0.03
455	UBS INVESTMENT FUNDS ICVC II - UBS GLOBAL EMERGING MARKETS EQUITY CLIMATE TRANSITION FUND	JP Morgan Chase Bank N.A, India Sub Custody 9th Floor, Tower A Block 9, NKP, Western Express Highway, Goregaon E.	INDIA	13,914	0.00
456	WISDOMTREE ISSUER ICAV - WISDOMTREE EMERGING MARKETS EX-STATE-OWNED ENTERPRISES ESG SCREENED UCITS ETF	25-28 NORTH WALL QUAY Dublin		459	0.00
457	WORLD ALLOCATION 60/40 FUND OF DIMENSIONAL FUNDS PLC	25/28 NORTH WALL QUAY DUBLIN		13,339	0.00
458	TOTAL INTERNATIONAL EX U.S INDEX MASTER PORTFOLIO OF MASTER INVESTMENT PORTFOLIO	400 HOWARD STREET SAN FRANCISCO CA 94105	UNITED STATES OF AMERICA	56,980	0.00




459	ALASKA PERMANENT FUND	801 WEST 10TH STREET JUNEAU ALASKA	UNITED STATES OF AMERICA	59,847	0.00
460	BMO MSCI EMERGING MARKETS INDEX ETF	100 KING STREET WEST 43RD FLOOR TORONTO ONTARIO	CANADA	146,800	0.01
461	BOC-PRUDENTIAL MSCI AC ASIA PACIFIC EX JAPAN INDEX FUND	12 F CITICORP CENTRE 18 WHITFIELD ROAD CAUSEWAY BAY HONG KONG	HONG KONG	2,580	0.00
462	BCT POOLED INVESTMENT FUND SERIES - SMART ASIAN EQUITY FUND	18 F COSCO TOWER 183 QUEENS ROAD CENTRAL HONG KONG		21,247	0.00
463	BCT POOLED INVESTMENT FUND SERIES - DYNAMIC ASIAN EQUITY FUND	18 F COSCO TOWER 183 QUEENS ROAD CENTRAL HONG KONG		171,714	0.01
464	BLACKROCK COLLECTIVE INVESTMENT FUNDS - ISHARES EMERGING MARKETS EQUITY INDEX FUND (UK)	12 THROGMORTON AVENUE LONDON	UNITED KINGDOM	401,405	0.02
465	BLACKROCK MSCI ACWI EX USA DIVERSIFIED FACTOR MIX FUND	400 HOWARD STREET SAN FRANCISCO CA		39,181	0.00
466	COMMONWEALTH GLOBAL SHARE FUND 16	Ground Floor Tower 1 201 Sussex Street Sydney New South Wales		21,418	0.00
467	COMMINGLED PENSION TRUST FUND (EMERGING MARKETS EQUITY INDEX) OF JPMORGAN CHASE BANK, N.A.	JP Morgan Chase Bank N.A, India Sub Custody 9th Floor, Tower A Block 9, NKP, Western Express Highway, Goregaon E.	INDIA	163,002	0.01
468	DESIJARDINS RI EMERGING MARKETS MULTIFACTOR - LOW CO2 ETF	1 Complexe Desjardins South Tower 20th Floor Montreal Quebec		9,903	0.00
469	GOLDMAN SACHS ETF TRUST - GOLDMAN SACHS MARKETBETA EMERGING MARKETS EQUITY ETF	200 WEST STREET NEW YORK NY		9,312	0.00
470	GLOBAL ALL CAP ALPHA TILTS FUND	BlackRock 400 Howard Street San Francisco California		10,260	0.00
471	JPMORGAN EMERGING MARKETS RESEARCH ENHANCED EQUITY FUND	277 PARK AVENUE FLOOR 9		160,860	0.01
472	JNL EMERGING MARKETS INDEX FUND	1 Corporate Way Lansing Michigan		87,864	0.00
473	THE MASTER TRUST BANK OF JAPAN, LTD. AS TRUSTEE OF PENSION FUND ASSOCIATION MTBJ400039039-99	2-11-3 HAMAMATSUCHO MINATO-KU TOKYO 105-8579 JAPAN	JAPAN	118,897	0.00
474	NTCC COLLECTIVE FUNDS FOR EMPLOYEE BENEFIT TRUSTS - NTCC EMERGING MARKETS FUND FEBT	50 South LaSalle St Chicago IL		154,035	0.01
475	NORTHERN TRUST COLLECTIVE EMERGING MARKETS EX CHINA INVESTABLE MARKET INDEX FUND - NON-LENDING	50 S. LaSalle Street Chicago Illinois		26,351	0.00
476	N.M. SUPERANNUATION PROPRIETARY LIMITED AS TRUSTEE FOR AMP SUPER FUND	33 Alfred Street Sydney NSW		43,088	0.00
477	PRUDENTIAL INVESTMENT PORTFOLIOS 2 - PGIM QUANT SOLUTIONS EMERGING MARKETS EQUITY FUND	655 BROAD STREET 17TH FLOOR NEWARK NJ	UNITED STATES OF AMERICA	3,395	0.00
478	INVESCO S & P EMERGING MARKETS MOMENTUM ETF	3500 LACEY ROAD DOWNERS GROVE IL 60515		4,343	0.00
479	INVESCO INDIA ETF	3500 LACEY ROAD DOWNERS GROVE IL 60515		113,512	0.00
480	RUSSELL INVESTMENT MANAGEMENT LTD AS TRUSTEE OF THE RUSSELL INVESTMENTS LOW CARBON GLOBAL SHARES FUND	LEVEL 29 135 KING STREET SYDNEY NSW	AUSTRALIA	23,595	0.00
481	RELIANCE TRUST INSTITUTIONAL RETIREMENT TRUST SERIES NINE	201 17th Street NW Suite 1000 Atlanta GA		83,019	0.00
482	CUSTODY BANK OF JAPAN, LTD AS TRUSTEE FOR ORGANIZATION FOR SMALL & MEDIUM ENTERPRISES AND REGIONAL INNOVATION, JAPAN	8-12 HARUMI 1-CHOME CHUO-KU TOKYO		26,375	0.00
483	THE MASTER TRUST BANK OF JAPAN, LTD. AS TRUSTEE FOR GOVERNMENT PENSION INVESTMENT FUND MTBJ400045849	11 3 HAMAMATSUCHO 2-CHOME MINATO-KU TOKYO		639,534	0.03
484	VANGUARD INTERNATIONAL CORE STOCK FUND	100 Vanguard Blvd		751,475	




485	VANGUARD FIDUCIARY TRUST COMPANY INSTITUTIONAL TOTAL INTERNATIONAL STOCK MARKET INDEX TRUST II	100 VANGUARD BOULEVARD MALVERN PENNSYLVANIA		4,114,547	0.17
486	JOHN HANCOCK MULTIFACTOR EMERGING MARKETS ETF	601 CONGRESS STREET BOSTON MA 02110		42,089	0.00
487	MACKENZIE MAXIMUM DIVERSIFICATION EMERGING MARKETS INDEX ETF	180 QUEEN ST W TORONTO ONTARIO	CANADA	4,703	0.00
488	NEW CAPITAL ASIA FUTURE LEADERS FUND	1 QUEENS ROAD CENTRAL HONG KONG		6,733	0.00
489	PRIVILEGE - AMERICAN CENTURY EMERGING MARKETS EQUITY	291 ROUTE D'ARLON LUXEMBOURG	LUXEMBOURG	98,656	0.00
490	SEB FUND 3 - SEB GLOBAL EXPOSURE FUND	4 RUE PETERNELCHEN HOWALD LUXEMBOURG L-2370	LUXEMBOURG	104,170	0.00
491	BEST INVESTMENT CORPORATION MANAGED BY BAILLIE GIFFORD	ROOM 936 BUILDING NO 2 NO 1 YARD NAOSHIKOU STREET XICHENG DISTRICT BEIJING		958,974	0.04
492	KAPITALFORENINGEN LD, SMART BETA - MANDAT	C/O NYKREDIT PORTEFOELIE ADMINISTRATION A/S KALVEBOD BRYGGE 1 COPENHAGEN V COPENHAGEN		6,440	0.00
493	DENDANA INVESTMENTS (MAURITIUS) LIMITED	3rd FLOOR STANDARD CHARTERED TOWER 19 CYBERCITY EBENE	MAURITIUS	512,108	0.02
494	FUNDPARTNER SOLUTIONS (SUISSE) SA - MIGROS-PENSION SKASSE FONDS - AKTIEN WELT	ROUTE DES ACACIAS 60 CAROUGE GE		46,685	0.00
495	HSBC INDEX TRACKER INVESTMENTS FUNDS FTSE ALL-WORLD INDEX FUND	HSBC - Level 23 8 CANADA SQUARE Canary Wharf Canary Wharf London		50,177	0.00
496	ISHARES ESG AWARE MSCI EM ETF	400 HOWARD STREET SAN FRANCISCO CA 94105		1,025,996	0.04
497	ISHARES IV PUBLIC LIMITED COMPANY - ISHARES MSCI INDIAN UCITS ETF	JP MORGAN 200 CAPITAL DOCK 79 SIR JOHN ROGERSONS QUAY DUBLIN		2,453,496	0.10
498	JPMORGAN ETFS (IRELAND) ICAV-GLOBAL EMERGING MARKETS RESEARCH ENHANCED INDEX EQUITY (ESG) UCITS ETF	200 Capital Dock 79 Sir John Rogerson's Quay Dublin		277,048	0.01
499	JSS INVESTMENTFONDS - JSS SUSTAINABLE EQUITY - SYSTEMATIC EMERGING MARKETS	41579 Boulevard de la Foire Luxembourg Grand Duchy of Luxembourg		20,347	0.00
500	LGPS CENTRAL GLOBAL MULTI FACTOR EQUITY INDEX FUND	Mander House Mander Centre Wolverhampton West Midlands		21,420	0.00
501	MYPAC PTY LTD - WELLINGTON	LEVEL 7 171 COLLINS STREET MELBOURNE	AUSTRALIA	88,930	0.00
502	MORGAN STANLEY ASIA (SINGAPORE) PTE.	23 Church Street 16-01 Capital Square		699,699	0.03
	MORGAN STANLEY ASIA (SINGAPORE) PTE. - ODI	23 Church Street 16-01 Capital Square Singapore		57,949	0.00
503	TCORPIM EMERGING MARKET SHARE FUND	LEVEL 22 GOVERNOR PHILLIP TOWER 1 FARRER PLACE SYDNEY NSW 2000	AUSTRALIA	33,879	0.00
504	NUCLEAR ELECTRIC INSURANCE LIMITED	Cumberland House 6th floor 1 Victoria Street Hamilton	BERMUDA	70,040	0.00
505	EASTSPRING INVESTMENTS INDIA INFRASTRUCTURE EQUITY OPEN LIMITED	SUITE 450 4TH FLOOR BARKLY WHARF EAST LE CAUDAN WATERFRONT PORT LOUIS MAURITIUS	MAURITIUS	345,000	0.01
506	HARTFORD EMERGING MARKETS EQUITY FUND	690 LEE ROAD WAYNE PA	UNITED STATES OF AMERICA	65,956	0.00
507	THE NT ALL COUNTRY ASIA EX JAPAN CUSTOM ESG EQUITY INDEX FUND	Georges Court 54 - 62 Townsend Street	IRELAND	11,749	0.00
508	THE NT EMERGING MARKETS CUSTOM ESG EQUITY INDEX FUND	Georges Court 54 - 62 Townsend Street	IRELAND	246,868	0.01




509	VANGUARD FUNDS PUBLIC LIMITED COMPANY - VANGUARD F TSE EMERGING MARKETS UCITS ETF	70 SIR JOHN ROGERSON'S QUAY DUBLIN	IRELAND	248,111	0.01
510	VANGUARD FUNDS PUBLIC LIMITED COMPANY - VANGUARD F TSE ALL-WORLD UCITS ETF	70 SIR JOHN ROGERSON'S QUAY DUBLIN	IRELAND	224,218	0.01
511	ARIZONA PSPRS TRUST	3010 EAST CAMELBACK ROAD SUITE 200 PHOENIX ARIZONA	UNITED STATES OF AMERICA	57,488	0.00
512	AHAM SELECT ASIA (EX JAPAN) OPPORTUNITY FUND	FUND SERVICES, HSBC (MALAYSIA) TRUSTEE BERHAD, 13TH FLOOR, BANGUNAN HSBC, SOUTH TOWER, NO 2, LEBOH AMPANG KUALA LUMPUR, MALAYSIA	MALAYSIA	82,421	0.00
513	AFFIN HWANG INR FLEXI FUND	LEVEL 20 MENARA IMC 8 JALAN SULTAN ISMAIL KUALA LUMPUR	MALAYSIA	35,934	0.00
514	AQR EMERGING EQUITIES COLLECTIVE INVESTMENT FUND	12 Gill Street Suite 2600 Woburn MA	UNITED STATES OF AMERICA	14,148	0.00
515	BNY MELLON EMERGING MARKETS EQUITY ETF	240 GREENWICH STREET NEW YORK NY		9,110	0.00
516	BMO MSCI INDIA ESG LEADERS INDEX ETF	100 KING STREET WEST 43RD FLOOR TORONTO ONTARIO		129,809	0.01
517	BLACKROCK COLLECTIVE INVESTMENT FUNDS - ISHARES EM ERGING MARKETS EQUITY ESG INDEX FUND (UK)	BANK OF NEW YORK MELLON 160 QUEEN VICTORIA ST LONDON NA		224,890	0.01
518	BLACKROCK MARKET ADVANTAGE FUND	DEUTSCHE BANK AG, DB HOUSE HAZARIMAL SOMANI MARG, P.O.BOX NO. 1142, FORT MUMBAI	INDIA	9,413	0.00
519	DESJARDINS RI EMERGING MARKETS - LOW CO2 INDEX ETF	CITIBANK N.A. CUSTODY SERVICES FIFC- 9TH FLOOR, G BLOCK PLOT C-54 AND C-55, BKC BANDRA - EAST, MUMBAI	INDIA	3,814	0.00
520	GOLDMAN SACHS ETF TRUST II - GOLDMAN SACHS MARKETB ETA TOTAL INTERNATIONAL EQUITY ETF	DEUTSCHE BANK AG, DB HOUSE HAZARIMAL SOMANI MARG, P.O.BOX NO. 1142, FORT MUMBAI	INDIA	10,372	0.00
521	JOHN HANCOCK TRUST COMPANY COLLECTIVE INVESTMENT T RUST - JOHN HANCOCK EMERGING MARKETS EQUITY TRUST	197 Stephen Brown Building Clarendon Street Boston Massachusetts		76,309	0.00
522	JPMORGAN BETABUILDERS EMERGING MARKETS EQUITY ETF	JP Morgan Chase Bank N.A, India Sub Custody 9th Floor, Tower A Block 9, NKP, Western Express Highway, Goregaon E.	INDIA	61,904	0.00
523	KOLUMBAN - BALANCED 2	UETLIBERGSTRASSE 231 ZURICH		43,767	0.00
524	KB YELLOW UMBRELLA GLOBAL PROFESSIONAL PRIVATE SEC URITIES MASTER 36-2 (USD)(FOF)	7/F HSBC Building 37 CHILPAE-RO JUNG-GU Seoul South Korea		9,797	0.00
525	MACQUARIE TRUE INDEX EMERGING MARKETS FUND	Level 6 50 Martin Place Sydney	AUSTRALIA	51,980	0.00
526	THE MASTER TRUST BANK OF JAPAN, LTD.AS TRUSTEE FOR PENSION FUND ASSOCIATION MTBJ400039078	11-3 HAMAMATSUCHO 2-CHOME MINATO-KU TOKYO 105-8579 JAPAN	JAPAN	26,261	0.00
527	MDPIM EMERGING MARKETS EQUITY POOL	1870 ALTA VISTA DRIVE OTTAWA ONTARIO CANADA	CANADA	571,588	0.02
528	METZLER ASSET MANAGEMENT GMBH FOR MI-FONDS L25	UNTERMAINANLAGE 1 FRANKFURT AM MAIN		27,955	0.00
529	BRIGHTHOUSE FUNDS TRUST I - INVESCO GLOBAL EQUITY PORTFOLIO	ONE FINANCIAL CENTER BOSTON MA	UNITED STATES OF AMERICA	6,096,095	0.25
530	NEPC INVESTMENT LLC- NEPC GLOBAL EQUITY SERIES	DEUTSCHE BANK AG, DB HOUSE HAZARIMAL SOMANI MARG, P.O.BOX NO. 1142, FORT MUMBAI	INDIA	62,299	0.00
531	NATIONAL EMPLOYMENT SAVINGS TRUST	HSBC SECURITIES SERVICES 11TH FLR, BLDG NO.3, NESCO - IT PARK NESCO COMPLEX, W E HIGHWAY GOREGAON EAST, MUMBAI	INDIA	242,546	0.01




532	PREVOYANCE.NE FUND - PREVOYANCE.NE GLOBAL ASSETS	9th floor Uetlibergstrasse 231 Zurich Zurich		29,852	0.00
533	PENSION FUND ASSOCIATION FOR LOCAL GOVERNMENT OFFICIALS 18420-7117	44562 Uchisaiwaicho 2-chome Chiyoda-ku Tokyo Tokyo		62,769	0.00
534	PENSION FUND ASSOCIATION FOR LOCAL GOVERNMENT OFFICIALS 18420-7118	44562 Uchisaiwaicho 2-chome Chiyoda-ku Tokyo Tokyo		62,769	0.00
535	PRIME SUPER	Level 24 500 Collins Street MELBOURNE VICTORIA		14,705	0.00
536	PIMCO EQUITY SERIES: PIMCO RAFI DYNAMIC MULTI-FACT OR EMERGING MARKETS EQUITY ETF	PIMCO 650 Newport Center Drive Newport Beach California		8,404	0.00
537	SEI INSTITUTIONAL INTERNATIONAL TRUST - EMERGING MARKETS EQUITY FUND MANAGED BY J O HAMBRO CAPITAL MANAGEMENT LIMITED	ONE FREEDOM VALLEY DRIVE OAKS PENNSYLVANIA	UNITED STATES OF AMERICA	249,069	0.01
538	TRINITY COLLEGE CAMBRIDGE	Trinity College Trinity Street Cambridge Cambridge		19,764	0.00
539	THE MASTER TRUST BANK OF JAPAN, LTD. AS TRUSTEE FOR GOVERNMENT PENSION INVESTMENT FUND MTBJ400076726	CITIBANK N.A. CUSTODY SERVICES FIFC- 9TH FLOOR, G BLOCK PLOT C-54 AND C-55, BKC BANDRA - EAST, MUMBAI	INDIA	171,883	0.01
540	STOREBRAND EMERGING MARKETS	VASAGATAN 10 STOCKHOLM	SWEDEN	416,970	0.02
541	AUSTRALIAN RETIREMENT TRUST MANAGED BY STATE STREET GLOBAL ADVISORS, AUSTRALIA LIMITED - SUQ9	CITIBANK N.A. CUSTODY SERVICES FIFC- 9TH FLOOR, G BLOCK PLOT C-54 AND C-55, BKC BANDRA - EAST, MUMBAI	INDIA	8,891	0.00
	AUSTRALIAN RETIREMENT TRUST MANAGED BY STATE STREET GLOBAL ADVISORS, AUSTRALIA LIMITED - SUQ8	CITIBANK N.A. CUSTODY SERVICES FIFC- 9TH FLOOR, G BLOCK PLOT C-54 AND C-55, BKC BANDRA - EAST, MUMBAI	INDIA	192,422	0.01
	AUSTRALIAN RETIREMENT TRUST MANAGED BY STATE STREET GLOBAL ADVISORS, AUSTRALIA, LIMITED - QSPR	70 Eagle Street Brisbane Queensland		274,050	0.01
542	INVESCO GLOBAL SELECT EQUITY CLASS	5140 YONGE STREET SUITE 800 TORONTO ONTARIO	CANADA	1,495,580	0.06
	INVESCO GLOBAL BALANCED CLASS	5140 YONGE STREET SUITE 800 TORONTO ONTARIO	CANADA	264,228	0.01
543	CREDIT SUISSE INDEX FUND (LUX) - CSIF (LUX) EQUITY EMERGING MARKETS	5 RUE JEAN MONNET L-2180 LUXEMBOURG	LUXEMBOURG	20,969	0.00
	CREDIT SUISSE INDEX FUND (LUX) - CSIF (LUX) EQUITY EMERGING MARKETS ESG BLUE	5 RUE JEAN MONNET L 2180	LUXEMBOURG	789,915	0.03
544	CLSA GLOBAL MARKETS PTE. LTD-ODI	80 RAFFLES 18-01 UOB PLAZA 1 048624 SINGAPORE	SINGAPORE	438,021	0.02
545	LF CANLIFE ASIA PACIFIC FUND	40 DUKES PLACE LONDON	UNITED KINGDOM	183,000	0.01
546	DIMENSIONAL FUNDS PLC - MULTI-FACTOR EQUITY FUND	25/28 NORTH WALL QUAY DUBLIN 1	IRELAND	25,130	0.00
547	FRANKLIN TEMPLETON ICAV-FRANKLIN MSCI EMERGING MARKETS PARIS ALIGNED CLIMATE UCITS ETF	70 SIR JOHN ROGERSONS QUAY DUBLIN 2 IRELAND	INDIA	1,038	0.00
548	GOLDMAN SACHS (SINGAPORE) PTE. - ODI	1 RAFFLES LINKS 07 01		3,628,564	0.15
	GOLDMAN SACHS (SINGAPORE) PTE	1 RAFFLES LINKS 07 01	SINGAPORE	270,440	0.01
549	GENERAL PENSION AND SOCIAL SECURITY AUTHORITY	28 17th Street P O Box 47000 Abu Dhabi	UNITED ARAB EMIRATES	65,803	0.00
550	GOLDMAN SACHS FUNDS II - GOLDMAN SACHS MULTI-MANAGER EMERGING MARKETS EQUITY PORTFOLIO (WELLINGTON MANAGEMENT INTERNATIONAL LTD)	49 AVENUE J F KENNEDY LUXEMBOURG		52,300	0.00
	GOLDMAN SACHS FUNDS II - GOLDMAN SACHS MULTI-MANAGER EMERGING MARKETS EQUITY PORTFOLIO (AXIOM INTERNATIONAL INVESTORS LLC)	49 AVENUE JF KENNEDY LUXEMBOURG		108,563	0.00
551	HSBC ETFS PLC - HSBC ASIA PACIFIC EX JAPAN SUSTAINABLE EQUITY UCITS ETF	25/28 NORTH WALL QUAY DUBLIN 1 DUBLIN 1 LEINSTER		9,499	




552	HSBC ETFS PLC - HSBC EMERGING MARKET SUSTAINABLE EQUITY UCITS ETF	25/28 North Wall Quay DUBLIN 1 DUBLIN 1 LEINSTER		6,110	0.00
553	HSBC MSCI EMERGING MARKETS UCITS ETF	25/28 North Wall Quay IFSC DUBLIN LEINSTER		226,478	0.01
554	ISHARES IV PUBLIC LIMITED COMPANY- ISHARES MSCI EM IMI ESG SCREENED UCITS ETF	JP MORGAN 200 CAPITAL DOCK 79 SIR JOHN ROGERSONS QUAY DUBLIN		279,542	0.01
555	ISHARES IV PUBLIC LIMITED COMPANY- ISHARES EDGE MSCI EM VALUE FACTOR UCITS ETF	JP MORGAN 200 CAPITAL DOCK 79 SIR JOHN ROGERSONS QUAY DUBLIN		169,241	0.01
556	ISHARES IV PUBLIC LIMITED COMPANY- ISHARES MSCI EM ESG ENHANCED UCITS ETF	JP MORGAN 200 CAPITAL DOCK 79 SIR JOHN ROGERSONS QUAY		1,592,913	0.06
557	ISHARES MSCI BIC ETF	400 HOWARD STREET SAN FRANCISCO CA 94105		14,031	0.00
558	ISHARES MSCI EMERGING MARKETS ETF	400 HOWARD STREET SAN FRANCISCO CA 94105		1,888,613	0.08
559	ISHARES CORE MSCI EMERGING MARKETS ETF	400 HOWARD STREET SAN FRANCISCO CA 94105		6,282,316	0.25
560	ISHARES MSCI EMERGING MARKETS ASIA ETF	400 HOWARD STREET SAN FRANCISCO CA 94105		53,608	0.00
561	ISHARES MSCI EMERGING MARKETS EX CHINA ETF	400 HOWARD STREET SAN FRANCISCO CA		1,793,970	0.07
562	JPMORGAN ETFS (IRELAND) ICAV - AC ASIA PACIFIC EX JAPAN RESEARCH ENHANCED INDEX EQUITY (ESG) UCITS ETF	200 CAPITAL DOCK 79 SIR JOHN ROGERSON'S QUAY DUBLIN DUBLIN		3,082	0.00
563	KBC EQUITY FUND	HAVENLAAN 2 1080 BRUSSELS HAVENLAAN 2	BELGIUM	990,513	0.04
564	LEGAL & GENERAL ICAV - L&G EMERGING MARKETS EQUITY FUTURE CORE FUND	CITIBANK N.A. CUSTODY SERVICES FIFC- 9TH FLOOR, G BLOCK PLOT C-54 AND C-55, BKC BANDRA - EAST, MUMBAI	INDIA	10,315	0.00
565	LEGAL & GENERAL ICAV - L&G EMERGING MARKETS EQUITY INDEX FUND	CITIBANK N.A. CUSTODY SERVICES FIFC- 9TH FLOOR, G BLOCK PLOT C-54 AND C-55, BKC BANDRA - EAST, MUMBAI	INDIA	82,897	0.00
566	LEGAL & GENERAL UCITS ETF PLC - L&G EMERGING MARKETS ESG EXCLUSIONS PARIS ALIGNED UCITS ETF	DEUTSCHE BANK AG, DB HOUSE HAZARIMAL SOMANI MARG, P.O.BOX NO. 1142, FORT MUMBAI	INDIA	7,884	0.00
567	MANAGED PENSION FUNDS LIMITED - EMERGING MARKETS ESG SCREENED INDEX EQUITY SUB-FUND	20 CHURCHILL PLACE CANARY WHARF LONDON	UNITED KINGDOM	557,234	0.02
568	MIRAE ASSET ASIA SECTOR LEADER EQUITY FUND	31 ZA Bourmicht L-8070 Bertrange Luxembourg	LUXEMBOURG	115,748	0.00
569	PICTET CH INSTITUTIONAL- EMERGING MARKETS TRACKER	ROUTE DES ACACIAS 60	SWITZERLAND	365,732	0.01
570	PGGM WORLD EQUITY B. V.	Noordweg-Noord 150 Zeist	NETHERLANDS	292,272	0.01
571	PRUDENTIAL RETIREMENT INSURANCE AND ANNUITY COMPANY - SEPARATE ACCOUNT SA-EMG	280 TRUMBULL STREET HARTFORD CT NA	UNITED STATES OF AMERICA	4,090	0.00
572	PRUDENTIAL RETIREMENT INSURANCE AND ANNUITY COMPANY - SEPARATE ACCOUNT SA-50G	280 TRUMBULL STREET HARTFORD CT NA	UNITED STATES OF AMERICA	502,299	0.02
573	PACIFIC SELECT FUND - PD EMERGING MARKETS INDEX PORTFOLIO	700 NEWPORT CENTER DRIVE NEWPORT BEACH CALIFORNIA	UNITED STATES OF AMERICA	10,554	0.00
574	PGGM WORLD EQUITY II B. V.	Noordweg-Noord 150 Zeist	NETHERLANDS	85,331	0.00
575	PUBLIC SECTOR PENSION INVESTMENT BOARD - PSP INVESTMENTS	1250 BOUL RENE-LEVESQUE W STE 1400 MONTREAL QUEBEC	CANADA	274,243	0.01
576	PROUTY INDIA FUND LIMITED	C/o Cim Fund Services Ltd 33 Edith Cavell Street Port Louis	MAURITIUS	50,000	




577	CITIGROUP GLOBAL MARKETS MAURITIUS PRIVATE LIMITED - ODI	5th Floor Ebene Esplanade 24 Bank Street Cybercity Ebene		2,736,000	0.11
578	TANTALLON INDIA FUND	C/O TRIDENT TRUST COMPANY MAURITIUS LTD 5TH FLOOR BARKLY WHARF LE CAUDAN WATERFRONT PORT LOUIS	MAURITIUS	85,000	0.00
579	VERDIPAPIRFONDET STOREBRAND INDEKS ALLE MARKEDER	PROF KOHTS VEI 9 LYSAKER	NORWAY	16,354	0.00
580	VERDIPAPIRFONDET STOREBRAND INDEKS NYE MARKEDER	PROF KOHTS VEI 9 LYSAKER	NORWAY	50,496	0.00
581	CALIFORNIA STATE TEACHERS RETIREMENT SYSTEM - AQR CAPITAL MANAGEMENT, LLC	100 WATERFRONT PLACE MS-04 WEST SACRAMENTO CA	UNITED STATES OF AMERICA	121,020	0.00
	CALIFORNIA STATE TEACHERS RETIREMENT SYSTEM - SELF MANAGED 1	100 WATERFRONT PLACE WEST SACRAMENTO CA		554,620	0.02
582	AMP CAPITAL FUNDS MANAGEMENT LIMITED AS TRUSTEE FOR THE AMP EMERGING MARKETS INDEX FUND	33 ALFRED STREET SYDNEY	AUSTRALIA	47,911	0.00
583	AQR FUNDS - AQR EMERGING MULTI-STYLE II FUND	TWO GREENWICH PLAZA THIRD FLOOR GREENWICH CONNECTICUT	UNITED STATES OF AMERICA	18,871	0.00
584	THE MASTER TRUST BANK OF JAPAN, LTD. AS TRUSTEE OF NISSAY EMERGING MARKETS EQUITY INDEX MOTHER FUND	2-11-3 HAMAMATSUCHO MINATO-KU TOKYO JAPAN	JAPAN	7,713	0.00
585	THE MASTER TRUST BANK OF JAPAN, LTD. AS TRUSTEE FOR FEDERATION OF NATIONAL PUBLIC SERVICE PERSONNEL MUTUAL AID ASSOCIATIONS MTBJ400076151	44631 HAMAMATSUCHO 2-CHOME MINATO-KU		56,488	0.00
586	PUBLIC TRUST AS SUPERVISOR FOR RUSSELL INVESTMENTS SUSTAINABLE GLOBAL SHARES FUND	BNP PARIBAS HOUSE 1 NORTH AVENUE, MAKER MAXITY BANDRA KURLA COMPLEX, BANDRA EAST MUMBAI	INDIA	5,925	0.00
587	EDMOND DE ROTHSCHILD INDIA	47 RUE DU FAUBOURG SAINT HONORE PARIS	FRANCE	213,900	0.01
588	STICHTING PENSIOENFONDS HOOGOVENS - PORTFOLIO C	WIJCKERMOLEN 202 BEVERWIJK	NETHERLANDS	6,081	0.00
589	AXIOM EMERGING MARKETS EQUITY FUND	33 Benedict Place Greenwich CT USA	UNITED STATES OF AMERICA	869,896	0.04
590	CHIMERA S&P INDIA SHARIAH ETF	HSBC SECURITIES SERVICES 11TH FLOOR, BLDG 3, NESCO - IT PARK NESCO COMPLEX, W.E. HIGHWAY GOREGAON (EAST), MUMBAI	INDIA	16,814	0.00
591	DEKA INVESTMENT GMBH RE ELB-FUNDMASTER 1	16 Mainzer Landstrasse Frankfurt F		26,554	0.00
592	GRD 13	90 BOULEVARD PASTEUR PARIS PARIS		148,023	0.01
593	THE JUPITER GLOBAL FUND-JUPITER INDIA SELECT	6 ROUTE DE TREVES SENNINGERBERG		1,224,551	0.05
594	AVIVA INVESTORS - GLOBAL EMERGING MARKETS INDEX FUND	2 RUE DU FORT BOURBON GRAND DUCHY OF LUXEMBOURG	LUXEMBOURG	399,100	0.02
595	AXA WORLD FUNDS-FRAMLINGTON EMERGING MARKETS	49 AVENUE JF KENNEDY LUXEMBOURG	LUXEMBOURG	44,261	0.00
596	EMERGING MARKETS EX CHINA CORE EQUITY PORTFOLIO OF DFA INVESTMENT DIMENSIONS GROUP INC.	Suite 820 7 St. Paul Street Baltimore Maryland		39,362	0.00
597	HSBC ETFS PLC - HSBC MSCI EMERGING MARKETS CLIMATE PARIS ALIGNED UCITS ETF	25/28 North Wall Quay IFSC Dublin1 Dublin 1 Leinster		4,449	0.00
598	HSBC ETFS PLC - HSBC MSCI AC ASIA PACIFIC EX JAPAN CLIMATE PARIS ALIGNED UCITS ETF	25/28 North Wall Quay IFSC Dublin1 Dublin 1 Leinster		4,263	0.00
599	ISHARES EMERGING MARKET SCREENED EQUITY INDEX FUND (IE)	1ST FLOOR 2 BALLSBRIDGE PARK BALLSBRIDGE DUBLIN		71,013	0.00
600	ISHARES IV PUBLIC LIMITED COMPANY - ISHARES MSCI E M EX-CHINA UCITS ETF	JP Morgan 200 Capital Dock 79 Sir John Rogerson's Quay Dublin		94,636	0.00
601	INDOSUEZ FUNDS - ASIA OPPORTUNITIES	5 Allee Scheffer Luxembourg Luxembourg		210,000	0.01




602	MATTHEWS ASIA FUNDS - PACIFIC TIGER FUND	80 ROUTE D'ESCH L-1470 LUXEMBOURG GRAND DUCHY OF LUXEMBOURG	LUXEMBOURG	174,661	0.01
603	NEW CAPITAL UCITS FUND PLC-NEW CAPITAL ASIA FUTURE LEADERS FUND	5 GEORGES DOCK IFSC DUBLIN		710,000	0.03
604	NOMURA FUNDS IRELAND PLC / AMERICAN CENTURY EMERGI NG MARKETS EQUITY FUND	33 SIR JOHN ROGERSON'S QUAY DUBLIN 2 IRELAND		155,115	0.01
605	PT. AIA FINANCIAL	MENARA MATAHARI 7TH FLOOR JI BULEVAR PALEM RAYA 7 LIPPO KARAWACI TANGERANG	INDONESIA	127,959	0.01
606	THE DAI-ICHI LIFE INSURANCE COMPANY, LIMITED	13-1 YURAKUCHO 1-CHOME CHIYODA-KU TOKYO	JAPAN	59,200	0.00
607	THE NT EMERGING MARKETS ESG LEADERS EQUITY INDEX F UND	Georges Court 54-62 Townsend Street	IRELAND	49,327	0.00
608	TREETOP GLOBAL SICAV - TREETOP GLOBAL CONVICTION	12 rue Eugene Ruppert		235,000	0.01
609	TREETOP GLOBAL SICAV - TREETOP GLOBAL DYNAMIC	12 rue Eugene Ruppert Luxembourg		64,600	0.00
610	TREETOP GLOBAL SICAV - TREETOP GLOBAL BALANCED	12 rue Eugene Ruppert		8,600	0.00
611	THE INCUBATION FUND, LTD.	89 NEXUS WAY CAMANA BAY GRAND CAYMAN		8,218	0.00
612	VANGUARD INVESTMENTS FUNDS ICVC-VANGUARD FTSE GLOB AL ALL CAP INDEX FUND	4TH FLOOR THE WALBROOK BUILDING 25 WALBROOK LONDON		27,740	0.00
613	BNP PARIBAS FINANCIAL MARKETS - ODI	1 RUE LAFFITTE PARIS		313,411	0.01
614	BNP PARIBAS FINANCIAL MARKETS	160 162 BD MACDONALD PARIS	FRANCE	2,474,586	0.10
615	LACM EMII, L.P.	11150 Santa Monica Boulevard Suite 200 Los Angeles California	UNITED STATES OF AMERICA	56,080	0.00
616	AMERICAN CENTURY EMERGING MARKETS EQUITY TRUST	12 GILL STREET SUITE 2600 WOBURN MA		165,653	0.01
617	CITICORP TRUSTEE (SINGAPORE) LIMITED AS TRUSTEE OF AIA INVESTMENT TRUST - AIA SINGAPORE PARTICIPATING FUND SGD	c/o Citicorp Trustee (Singapore) Limited 5Changi Business Park Crescent 05-00 Singapore 486027		163,098	0.01
618	AQUARIUS INTERNATIONAL FUND	615 E MICHIGAN STREET MILWAUKEE WISCONSIN		61,864	0.00
619	THE MASTER TRUST BANK OF JAPAN, LTD. AS TRUSTEE FOR FEDERATION OF NATIONAL PUBLIC SERVICE PERSONNEL MU TUAL AID ASSOCIATIONS MTBJ400076323	44631 HAMAMATSUCHO 2-CHOME MINATO-KU TOKYO		69,379	0.00
620	MANULIFE MULTIFACTOR EMERGING MARKETS INDEX ETF	200 BLOOR STREET EAST NORTH TOWER TORONTO ONTARIO		24,399	0.00
621	MERCER QIF CCF - MERCER INVESTMENT FUND 16	70 SIR JOHN ROGERSONS QUAY DUBLIN		28,244	0.00
622	MERCER UCITS COMMON CONTRACTUAL FUND - NFU MUTUAL GLOBAL REGIONAL CORE FUND	70 SIR JOHN ROGERSON'S QUAY DUBLIN		36,076	0.00
623	MIGROS AST FONDS II AKTIEN AUSLAND	UETLIBERGSTRASSE 231 ZURICH SWITZERLAND		395,000	0.02
624	MIDAS ASIA LEADERS GROWTH STOCK SECURITIES MASTER INVESTMENT TRUST - EQUITY	35 EULJIRO JUNG-GU SEOUL SOUTH KOREA		114,000	0.00
625	THE MASTER TRUST BANK OF JAPAN, LTD. AS TRUSTEE OF NISSAY EMERGING MARKETS EQUITY INDEX II MOTHER FU ND	44631 Hamamatsucho 2-chome Minato-ku Tokyo Tokyo		1,735	0.00
626	STICHTING BEDRIJFSTAKPENSIOENFONDS VOOR HET BEROEP SVERVOER OVER DE WEG	Europaweg 27 Groningen	NETHERLANDS	143,360	0.01
627	SPDR MSCI ACWI EX-US ETF	ONE LINCOLN STREET BOSTON MA	UNITED STATES OF AMERICA	78,754	0.00
628	SPDR S AND P EMERGING ASIA PACIFIC ETF	STATE STREET FINANCIAL CENTER ONE LINCOLN STREET BOSTON MA	UNITED STATES OF AMERICA	51,837	0.00
629	SPDR PORTFOLIO EMERGING MARKETS ETF	STATE STREET FINANCIAL CENTER ONE LINCOLN STREET BOSTON MA	UNITED STATES OF AMERICA	450,521	




630	STATE STREET MSCI INDIA INDEX NON-LENDING COMMON TRUST FUND	ONE LINCOLN STREET BOSTON MA	UNITED STATES OF AMERICA	1,501,752	0.06
631	STATE STREET DAILY MSCI EMERGING MARKETS INDEX NON-LENDING FUND	ONE LINCOLN STREET BOSTON MA	UNITED STATES OF AMERICA	2,580,038	0.10
632	ALLIANZ GLOBAL INVESTORS FUND - ALLIANZ LITTLE DRAGONS	6A ROUTE DE TREVES SENNINGERBERG LUXEMBOURG	LUXEMBOURG	295,959	0.01
633	ALLIANZ GLOBAL INVESTORS FUND - ALLIANZ INDIA EQUITY	6A ROUTE DE TREVES SENNINGERBERG	LUXEMBOURG	128,409	0.01
634	ALLIANZ GLOBAL INVESTORS FUND - ALLIANZ TOTAL RETURN ASIAN EQUITY	6A ROUTE DE TREVES SENNINGERBERG LUXEMBOURG	LUXEMBOURG	823,384	0.03
635	BERESFORD FUNDS ICAV	Beresford Court Beresford Place	IRELAND	13,961	0.00
636	BLACKROCK GLOBAL INDEX FUNDS-ISHARES EMERGING MARKETS EQUITY INDEX FUND (LU)	49 AVENUE J F KENNEDY	LUXEMBOURG	30,554	0.00
637	BOARD OF PENSIONS OF THE EVANGELICAL LUTHERAN CHURCH IN AMERICA	800 MARQUETTE AVENUE SUITE 1050 MINNEAPOLIS MINNESOTA		6,519	0.00
638	CANDRIAM SUSTAINABLE EQUITY EMERGING MARKETS	14 PORTE DE FRANCE ESCH-SUR-ALZETTE	LUXEMBOURG	2,300,000	0.09
639	GOLDMAN SACHS ACTIVEBETA(R) EMERGING MARKETS EQUITY UCITS ETF	70 SIR JOHN ROGERSON'S QUAY		604	0.00
640	HSBC GLOBAL RAIF - DISCRETIONARY ASIA REAL ESTATE EQUITY PORTFOLIO	HSBC SECURITIES SERVICES 11TH FLOOR, BLDG 3, NESCO - IT PARK NESCO COMPLEX, W.E. HIGHWAY GOREGAON (EAST), MUMBAI	INDIA	3,691	0.00
641	INDUSTRIAL ALLIANCE INSURANCE AND FINANCIAL SERVICES INC	DEUTSCHE BANK AG, DB HOUSE HAZARIMAL SOMANI MARG, P.O.BOX NO. 1142, FORT MUMBAI	INDIA	34,179	0.00
642	MATTHEWS ASIA FUNDS - INDIA FUND	80 ROUTE D'ESCH L-1470 LUXEMBOURG GRAND DUCHY OF LUXEMBOURG	LUXEMBOURG	31,607	0.00
643	PLATO INSTITUTIONAL INDEX FUND	HAVENLAAN 2 1080 BRUSSELS HAVENLAAN 2 BRUSSELS	BELGIUM	20,696	0.00
644	VANGUARD INVESTMENT SERIES PLC - VANGUARD ESG EMERGING MARKETS ALL CAP EQUITY INDEX FUND	70 Sir John Rogerson's Qu Dublin 2 Dublin		64,928	0.00
645	VANGUARD FUNDS PLC / VANGUARD ESG GLOBAL ALL CAP UCITS ETF	70 Sir John Rogerson's Quay Dublin 2 Dublin		6,459	0.00
646	AXA VORSORGE FONDS II - EQUITIES EMERGING MARKETS PASSIVE	UETLIBERGSTRASSE 231 ZURICH		429,876	0.02
647	AMERICAN CENTURY ETF TRUST-AVANTIS EMERGING MARKETS EQUITY ETF	4500 MAIN STREET KANSAS CITY MISSOURI		200,255	0.01
648	AMERICAN CENTURY ETF TRUST - AVANTIS EMERGING MARKETS EQUITY FUND	4500 MAIN STREET KANSAS CITY MISSOURI		17,606	0.00
649	SA EMERGING MARKETS VALUE FUND	10 ALMADEN BLVD 15 TH FLOOR SAN JOSE CALIFORNIA	UNITED STATES OF AMERICA	27,758	0.00
650	SAMSUNG EMERGING DYNAMIC EQUITY MASTER INVESTMENT TRUST	(NAMDAMUNNO2(I)-GA) 84 NAMDAEMUN-RO JUNG-GU SEOUL KOREA	SOUTH KOREA	6,000	0.00
651	DWS INVESTMENT S.A. ON BEHALF OF ARERO - DER WELTFONDS	CITIBANK N.A. CUSTODY SERVICES FIFC- 9TH FLOOR, G BLOCK PLOT C-54 AND C-55, BKC BANDRA - EAST, MUMBAI	INDIA	45,570	0.00
652	DWS INVESTMENT S.A. ON BEHALF OF ARERO - DER WELTFONDS - NACHHALTIG	CITIBANK N.A. CUSTODY SERVICES FIFC- 9TH FLOOR, G BLOCK PLOT C-54 AND C-55, BKC BANDRA - EAST, MUMBAI	INDIA	6,616	0.00
653	ALLIANZ GLOBAL INVESTORS FUND - ALLIANZ EMERGING ASIA EQUITY	6A ROUTE DE TREVES SENNINGERBERG LUXEMBOURG	LUXEMBOURG	21,354	0.00




654	BOFA SECURITIES EUROPE SA	51 rue La Boetie Paris		840,369	0.03
	BOFA SECURITIES EUROPE SA - ODI	51 rue La Boetie Paris		259,238	0.01
655	CALVERT WORLD VALUES FUND INC. - CALVERT EMERGING MARKETS ADVANCEMENT FUND	1825 CONNECTICUT AVENUE NW SUITE 400 DC WASHINGTON		22,908	0.00
656	DIMENSIONAL WORLD EX U.S. CORE EQUITY 2 ETF OF DIMENSIONAL ETF TRUST	251 Little Falls Drive New Castle County Wilmington Delaware		108,659	0.00
657	PENSIONDANMARK PENSIOENSFORSIKRINGSAKTIESELSKAB	LANGELINIE ALLE 41 POSTBOKS 2510 COPENHAGEN	DENMARK	100,000	0.00
658	POOL REINSURANCE COMPANY LIMITED	5 LLOYD'S AVENUE LONDON	UNITED KINGDOM	1,934	0.00
659	ROYAL LONDON EQUITY FUNDS ICVC - ROYAL LONDON EMERGING MARKETS ESG LEADERS EQUITY TRACKER FUND	ROYAL LONDON ASSET MANAGEMENT LIMITED 55 GRACECHURCH STREET LONDON EC3V 0RL	UNITED KINGDOM	1,135,368	0.05
660	THE NT EMERGING MARKETS GREEN TRANSITION INDEX FUN D	George?s Court 52-62 Townsend Street Dublin Dublin		34,007	0.00
661	IMCO EMERGING MARKETS PUBLIC EQUITY LP - NORTHERN TRUST INVESTMENTS, INC. (INDEX)	SUITE 2400 16 YORK STREET TORONTO ONTARIO		26,380	0.00
662	THE MASTER TRUST BANK OF JAPAN, LTD. AS TRUSTEE FOR FEDERATION OF NATIONAL PUBLIC SERVICE PERSONNEL MUTUAL AID ASSOCIATIONS MTBJ400076142	JP Morgan Chase Bank N.A, India Sub Custody 9th Floor, Tower A Block 9, NKP, Western Express Highway, Goregaon E.	INDIA	37,954	0.00
663	MATTHEWS PACIFIC TIGER ACTIVE ETF	HSBC SECURITIES SERVICES 11TH FLOOR, BLDG 3, NESCO - IT PARK NESCO COMPLEX, W.E. HIGHWAY GOREGAON (EAST), MUMBAI	INDIA	82,054	0.00
664	STATE OF ALASKA RETIREMENT AND BENEFITS PLANS MANAGED BY LEGAL AND GENERAL INVESTMENT MANAGEMENT AMERICA, INC. (LGIMA)	Department of Revenue Treasury Division PO Box 110 Juneau AK		190,291	0.01
665	SAMSUNG INDIA SECURITIES MASTER INVESTMENT TRUST EQUITY	(NAMDAEMUNNO2(I)-GA) 84 NAMDAEMUN-RO JUNG-GU SEOUL KOREA	SOUTH KOREA	270,000	0.01
666	SAMSUNG EMERGING ASIA SECURITIES MASTER INVESTMENT TRUST (EQUITY)	(NAMDAEMUNNO2(I)-GA) 84 NAMDAEMUN-RO JUNG-GU SEOUL KOREA	SOUTH KOREA	2,600	0.00
667	SCHWAB EMERGING MARKETS EQUITY ETF	211 MAIN STREET SAN FRANCISCO CA	UNITED STATES OF AMERICA	768,888	0.03
668	ANIMA EMERGENTI	CORSO GARIBALDI 99 MILAN		182,575	0.01
669	ANIMA PACIFICO	CORSO GARIBALDI 99 MILAN		111,731	0.00
670	AIA INVESTMENT FUNDS - AIA INDIA EQUITY FUND	16 BOULEVARD DAVRANCHES L1160 LUXEMBOURG GRAND DUCHY OF LUXEMBOURG		471,288	0.02
671	AMERICAN CENTURY CAPITAL PORTFOLIOS INC - GLOBAL REAL ESTATE FUND	4500 MAIN STREET KANSAS CITY MISSOURI	UNITED STATES OF AMERICA	392,428	0.02
672	BCC INVESTMENTS LIMITED	Chelsea House West Gate London LONDON		100,000	0.00
673	DIMENSIONAL EMERGING CORE EQUITY MARKET ETF OF DIMENSIONAL ETF TRUST	251 Little Falls Drive New Castle County Wilmington Delaware		225,846	0.01
674	DIMENSIONAL EMERGING MARKETS VALUE ETF OF DIMENSIONAL ETF TRUST	251 Little Falls Drive New Castle County Wilmington Delaware		93,739	0.00
675	DIMENSIONAL EMERGING MARKETS CORE EQUITY 2 ETF OF DIMENSIONAL ETF TRUST	251 Little Falls Drive New Castle County Wilmington Delaware		89,674	0.00
676	DPAM L - DPAM L EQUITIES EMERGING MARKETS ESG LEADERS INDEX	CITIBANK N.A. CUSTODY SERVICES FIFC- 9TH FLOOR, G BLOCK PLOT C-54 AND C-55, BKC BANDRA - EAST, MUMBAI	INDIA	95,000	0.00




677	DWS INVEST ESG GLOBAL EMERGING MARKETS EQUITIES	DEUTSCHE BANK AG, DB HOUSE HAZARIMAL SOMANI MARG, P.O.BOX NO. 1142, FORT MUMBAI	INDIA	900,000	0.04
678	MONETARY AUTHORITY OF SINGAPORE ACCOUNT MANAGED BY AMUNDI SINGAPORE LIMITED	CITIBANK N.A. CUSTODY SERVICES FIFC- 9TH FLOOR, G BLOCK PLOT C-54 AND C-55, BKC BANDRA - EAST, MUMBAI	INDIA	122,034	0.00
	MONETARY AUTHORITY OF SINGAPORE	10 SHENTON WAY MAS BUILDING	SINGAPORE	4,530,058	0.18
	MONETARY AUTHORITY OF SINGAPORE ACCOUNT 7	10 SHENTON WAY MAS BUILDING SINGAPORE	SINGAPORE	91,198	0.00
679	MERCER QIF FUND PLC-MERCER INVESTMENT FUND 1	70 SIR JOHN ROGERSON'S QUAY DUBLIN 2	IRELAND	187,244	0.01
680	MATTHEWS ASIA FUNDS - ASIA EX JAPAN TOTAL RETURN E QUNITY FUND	80 ROUTE D'ESCH L-1470 LUXEMBOURG GRAND DUCHY OF LUXEMBOURG	LUXEMBOURG	139,336	0.01
681	PGIM FUNDS PLC - PGIM QUANT SOLUTIONS EMERGING MARKETS ALL-CAP EQUITY FUND	70 SIR JOHN ROGERSON'S QUAY DUBLIN		2,066	0.00
682	THE NT AC ASIA EX JAPAN GREEN TRANSITION INDEX FUND	George?s Court 54-62 Townsend Street Dublin 2 Dublin		3,244	0.00
683	TENX CHARTS LIMITED	ORBIS FINANCIAL CORPORATION LTD 4 A, OCUS TECHNOPOLIS GOLF CLUB ROAD, SECTOR-54 GURGAON	INDIA	53,000	0.00
684	VANGUARD FUNDS PLC - VANGUARD ESG EMERGING MARKETS ALL CAP UCITS ETF	HSBC SECURITIES SERVICES 11TH FLOOR, BLDG 3, NESCO - IT PARK NESCO COMPLEX, W.E. HIGHWAY GOREGAON (EAST), MUMBAI	INDIA	3,376	0.00
685	VOYA VACS INDEX SERIES EM PORTFOLIO	STANDARD CHARTERED BANK SECURITIES SERVICES, 3RD FLOOR 23-25 MAHATMA GANDHI ROAD FORT, MUMBAI	INDIA	31,142	0.00
686	VOCEAN BLUE INVESTMENT LTD	HDFC BANK LIMITED CUSTODY OPERATIONS EMPIRE PLAZA 1 4TH FLOOR LBS MARG CHANDAN NAGAR VIKHROLI WEST MUMBAI	INDIA	8,025	0.00
687	VIKASA INDIA EIF I FUND- SHARE CLASS P	ORBIS FINANCIAL CORPORATION LTD 4A OCUS TECHNOPOLIS GOLF CLUB ROAD, SECTOR-54 GURGAON	INDIA	1,044	0.00
688	INDIA CHALLENGER FUND, LP	HDFC BANK LIMITED CUSTODY OPERATIONS EMPIRE PLAZA 1 4TH FLOOR LBS MARG CHANDAN NAGAR VIKHROLI WEST MUMBAI	INDIA	18,300	0.00
689	AMERICAN CENTURY ETF TRUST-AVANTIS RESPONSIBLE EMERGING MARKETS EQUITY ETF	4500 MAIN STREET KANSAS CITY MISSOURI		3,041	0.00
690	AVIVA INVESTORS FUNDS ACS - AVIVA INVESTORS EMERGING MARKET EQUITY CORE FUND	HSBC SECURITIES SERVICES 11TH FLOOR, BLDG 3, NESCO - IT PARK NESCO COMPLEX, W.E. HIGHWAY GOREGAON (EAST), MUMBAI	INDIA	24,285	0.00
691	THE MASTER TRUST BANK OF JAPAN, LTD. AS TRUSTEE OF THE PROMOTION AND MUTUAL AID CORPORATION FOR PRIVATE SCHOOLS OF JAPAN MTBJ400025521	HSBC SECURITIES SERVICES 11TH FLOOR, BLDG 3, NESCO - IT PARK NESCO COMPLEX, W.E. HIGHWAY GOREGAON (EAST), MUMBAI	INDIA	1,350	0.00
692	ST. JAMES'S PLACE STRATEGIC MANAGED UNIT TRUST MANAGED BY THREADNEEDLE ASSET MANAGEMENT LIMITED	135 BISHOPSGATE LONDON	UNITED KINGDOM	20,917	0.00
693	AUBREY GEMS PARTNERS, L.P.	3500 SOUTH DUPONT HIGHWAY DOVER DELAWARE		127,500	0.01
694	PUTM ACS SUSTAINABLE INDEX ASIA PACIFIC (EX JAPAN) EQUITY FUND	1 Wythall Green Way Birmingham ENGLAND		368,240	0.01
695	PUTM ACS SUSTAINABLE INDEX EMERGING MARKET EQUITY FUND	1 Wythall Green Way Birmingham ENGLAND		248,308	0.01



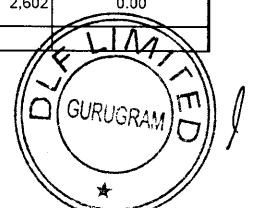
696	AMONIS NV	DE JAMBLINNE DE MEUXPLEIN 4 BRUSSELS	BELGIUM	100,000	0.00
697	BAILLIE GIFFORD WORLDWIDE ASIA EX JAPAN FUND, A SU B FUND OF BAILLIE GIFFORD WORLDWIDE FUNDS PLC	30 Herbert Street Dublin Dublin		230,933	0.01
698	BLACKROCK STRATEGIC FUNDS - BLACKROCK SYSTEMATIC GLOBAL EQUITY FUND	49 AVENUE J-F KENNEDY		5,895	0.00
699	MGI FUNDS PLC - MERCER PASSIVE EMERGING MARKETS EQUITY FUND-IRISH LIFE INVESTMENT MANAGERS LIMITED	70 SIR JOHN ROGERSON'S QUAY DUBLIN	IRELAND	484,815	0.02
700	PERMODALAN NASIONAL BERHAD	4TH FLOOR BALAI PNB 201-A JALAN TUN RAZAK KUALA LUMPUR		44,263	0.00
701	REASSURE LIMITED	WINDSOR HOUSE IRONMASTERS WAY TELFORD		33,531	0.00
702	SHINSEI UTI INDIA FUND (MAURITIUS) LIMITED	4TH FLOOR BARKLY WHARF EAST LE CAUDAN WATERFRONT PORT LOUIS	MAURITIUS	137,160	0.01
703	SSGA MSCI ACWI EX-USA INDEX NON-LENDING DAILY TRUST	ONE LINCOLN STREET BOSTON MA	UNITED STATES OF AMERICA	3,840	0.00
704	ALLIANZ GLOBAL INVESTORS GMBH ACTING ON BEHALF OF ALLIANZGI-FONDS OA PENSION	Bockenheimer Landstrasse 42-44 Frankfurt/ Main		5,974	0.00
705	BLACKROCK LIFE LIMITED	DEUTSCHE BANK AG, DB HOUSE HAZARIMAL SOMANI MARG, P.O.BOX NO. 1142, FORT MUMBAI	INDIA	13,477	0.00
706	BNP PARIBAS EASY MSCI EMERGING ESG FILTERED MIN TE	BNP PARIBAS BNP PARIBAS HOUSE 1 NORTH AVENUE, MAKER MAXITY BANDRA KURLA COMPLEX, BANDRA EAST	INDIA	48,187	0.00
707	MAKRANA SINGAPORE FUND I PTE. LTD.	50 RAFFLES PLACE 22-01 SINGAPORE LAND TOWER SINGAPORE 048623		3,974	0.00
708	PKG FONDS - AKTIEN GLOBAL	HSBC SECURITIES SERVICES 11TH FLOOR, BLDG 3, NESCO - IT PARK NESCO COMPLEX, W.E. HIGHWAY GOREGAON (EAST), MUMBAI	INDIA	33,635	0.00
709	PUBLIC EMPLOYEES LONG-TERM CARE FUND	HSBC SECURITIES SERVICES 11TH FLOOR, BLDG 3, NESCO - IT PARK NESCO COMPLEX, W.E. HIGHWAY GOREGAON (EAST), MUMBAI	INDIA	24,500	0.00
710	BLACKROCK FUNDS I ICAV - BLACKROCK ADVANTAGE ASIA EX JAPAN EQUITY FUND	JP Morgan Chase Bank N.A, India Sub Custody 9th Floor, Tower A Block 9, NKP, Western Express Highway, Goregaon E.	INDIA	678	0.00
711	MANULIFE SINGAPORE PTE LTD	8 Cross Street 15-01 Manulife Tower		454,929	0.02
712	PIONEER PROJECTS INVESTMENT SPC	P.O. BOX 175 POSTAL CODE 117 AL WATTAYAH MUSCAT SULTANATE OF OMAN		1,362	0.00
713	STANLIB FUNDS LIMITED- STANLIB MULTI-MANAGER GLOBAL EQUITY FUND	STANDARD BANK HOUSE 47- 49 LA MOTTE STREET ST HELIER JERSEY	CHANNEL ISLANDS	520	0.00
714	SKANDIA ASIEN	C/O SKANDIA BOLAGSJURIDIK STOCKHOLM	SWEDEN	512,886	0.02
715	ACHMEA IM EMERGING MARKETS EQUITY FUND	HSBC SECURITIES SERVICES 11TH FLOOR, BLDG 3, NESCO - IT PARK NESCO COMPLEX, W.E. HIGHWAY GOREGAON (EAST), MUMBAI	INDIA	291,392	0.01
716	AMERICAN CENTURY STRATEGIC ASSET ALLOCATIONS INC STRATEGIC ALLOCATION CONSERVATIVE FUND	4500 MAIN STREET KANSAS CITY MISSOURI	UNITED STATES OF AMERICA	2,898	0.00
717	ALLIANZ GLOBAL INVESTORS FUND - ALLIANZ HIGH DIVIDEND ASIA PACIFIC EQUITY	6A ROUTE DE TREVES SENNINGERBERG LUXEMBOURG	LUXEMBOURG	95,534	0.00
718	AMX UCITS CCF - STOREBRAND - EMERGING MARKETS ESG PLUS	CITIBANK N.A. CUSTODY SERVICES FIFC- 9TH FLOOR, G BLOCK PLOT C-54 AND C-55, BKC BANDRA - EAST, MUMBAI	INDIA	13,174	0.00




719	THE SULTANATE OF OMAN MINISTRY OF DEFENCE PENSION FUND	PO BOX 79 RUWI PC 122	OMAN	25,019	0.00
720	ASCENSION ALPHA FUND, LLC	101 S Hanley Road Suite 200 Clayton MO	UNITED STATES OF AMERICA	2,089	0.00
721	ADVANCED SERIES TRUST - AST PRUDENTIAL GROWTH ALLOCATION PORTFOLIO	655 BROAD STREET 17TH FLOOR NEWARK NJ	UNITED STATES OF AMERICA	3,185	0.00
722	ADVANCED SERIES TRUST - AST J.P. MORGAN GLOBAL THE MATIC PORTFOLIO	655 BROAD STREET 17TH FLOOR NEWARK NJ	UNITED STATES OF AMERICA	3,636	0.00
723	PFA PENSION, FORSIKRINGSAKTIESELSKAB	JPMORGAN CHASE BANK, N.A. India Sub Custody 9th Floor, Tower A Block 9, NKP Western Express Highway, Goregaon E.	INDIA	1,228,946	0.05
724	PRUDENTIAL HONG KONG LIMITED - PHKL ASIA PACIFIC BETA EQUITY PORTFOLIO - AHAPBF - EASTSPRING QUANT STRATEGIES, BETA TEAM	STANDARD CHARTERED BANK SECURITIES SERVICES, 3RD FLOOR 23-25 MAHATMA GANDHI ROAD FORT, MUMBAI	INDIA	106,041	0.00
725	AIA VCC - AIA ASIAN EQUITY FUND-INTERNAL	HSBC SECURITIES SERVICES 11TH FLR, BLDG NO.3, NESCO - IT PARK NESCO COMPLEX, W E HIGHWAY GOREGAON (EAST), MUMBAI	INDIA	130,150	0.01
726	AMUNDI INDEX SOLUTIONS - AMUNDI INDEX MSCI EMERGING MARKETS	AMUNDI INDEX SOLUTIONS 5 ALLEE SCHEFFER LUXEMBOURG	LUXEMBOURG	570,855	0.02
727	ALLIANZ GLOBAL INVESTORS FUND-ALLIANZ GLOBAL EQUITY INSIGHTS	6A ROUTE DE TREVES SENNINGERBERG L 2633	LUXEMBOURG	593,837	0.02
728	MUTUAL FUND FOURTON ESG DYNASTY	13 floor Tapiolan Keskustorni Tapiontori 1 ESPOO FINLAND		65,000	0.00
729	SAS TRUSTEE CORPORATION POOLED FUND	LEVEL 16 83 CLARENCE STREET SYDNEY NSW		33,363	0.00
730	STATE STREET GLOBAL ALL CAP EQUITY EX-US INDEX PORTFOLIO	ONE LINCOLN STREET BOSTON MA	UNITED STATES OF AMERICA	164,043	0.01
731	SAMSUNG INDIA SMALL AND MID CAP FOCUS SECURITIES MASTER INVESTMENT TRUST(EQUITY)	26 GUKJEGEUMYUNG-RO 8-GIL YEONGDEUNGPO-GU SEOUL KOREA	SOUTH KOREA	151,000	0.01
732	SPDR MSCI ACWI CLIMATE PARIS ALIGNED ETF	ONE LINCOLN STREET BOSTON MA	UNITED STATES OF AMERICA	7,147	0.00
733	STATE STREET MSCI ACWI EX USA IMI SCREENED NON-LENDING COMMON TRUST FUND	ONE LINCOLN STREET BOSTON MA	UNITED STATES OF AMERICA	30,471	0.00
734	STATE STREET IRELAND UNIT TRUST STATE STREET IUT EMERGING MARKET EQUITY INDEX FUND	78 SIR JOHN ROGERSONS QUAY DUBLIN 2 IRELAND	IRELAND	9,370	0.00
735	AQR INNOVATION FUND, L.P.	JPMorgan Chase Bank, N.A. India Sub Custody 9th Floor, Tower A Block 9, NKP Western Express Highway, Goregaon E.	INDIA	1,105	0.00
736	AMUNDI FUNDS NET ZERO AMBITION MULTI-ASSET	AMUNDI FUNDS 5 ALLEE SCHEFFER LUXEMBOURG L 2520	LUXEMBOURG	25,121	0.00
737	ALLIANZ GLOBAL INVESTORS FUND-ALLIANZ ASIAN MULTI INCOME PLUS	6A ROUTE DE TREVES SENNINGERBERG L 2633		229,454	0.01
738	MATTHEWS ASIA INSTITUTIONAL FUNDS, LLC - ASIA EX CHINA EQUITY SERIES	CITIBANK N.A. CUSTODY SERVICES FIFC- 9TH FLOOR, G BLOCK PLOT C-54 AND C-55, BKC BANDRA - EAST, MUMBAI	INDIA	70,844	0.00
739	MORGAN STANLEY INVESTMENT FUNDS CALVERT SUSTAINABLE EMERGING MARKETS EQUITY SELECT FUND	JP Morgan Chase Bank N.A, India Sub Custody 9th Floor, Tower A Block 9, NKP, Western Express Highway, Goregaon E.	INDIA	5,559	0.00
740	STICHTING BEDRIJFSTAKPENSIOENFONDS VOOR DE MEDIA POND	Seinstraat 12 Hilversum	NETHERLANDS	20,317	0.00



741	SAMSUNG ASIA DIVIDEND SECURITIES MASTER INVESTMENT TRUST (EQUITY)	(NAMDAEMUNNO 2 (I)-GA) 84 NAMDAEMUN-RO JUNG -GU SEOUL KOREA	SOUTH KOREA	14,000	0.00
742	STATE STREET EMERGING MARKETS EQUITY INDEX FUND	ONE LINCOLN STREET BOSTON MA	UNITED STATES OF AMERICA	60,595	0.00
743	STICHTING BEDRIJFSTAKPENSIOENFONDS VOOR HET SCHILDERS-,AFWERKINGS-EN GLASZETBEDRIJF	NOORDWEG NOORD 150 ZEIST	NETHERLANDS	171,017	0.01
744	AVIATOR EMERGING MARKET FUND	8TH FLOOR EBENE TOWER 52 CYBERCITY EBENE MAURITIUS		7,500	0.00
745	MOST DIVERSIFIED PORTFOLIO SICAV - TOBAM CIVIL LIB ERTY AND DEMOCRACY- EMERGING MARKET EQUITY FUND	HSBC SECURITIES SERVICES 11TH FLOOR, BLDG 3, NESCO - IT PARK NESCO COMPLEX, W.E. HIGHWAY GOREGAON (EAST), MUMBAI	INDIA	23,582	0.00
746	SANDS CAPITAL MANAGEMENT, LLC	1000 Wilson Blvd Suite 3000 Arlington VA	UNITED STATES OF AMERICA	796	0.00
747	DRIEHAUS EMERGING MARKETS FUND, L.P.	251 Little Falls Drive Wilmington Delaware		231,793	0.01
748	STICHTING JURIDISCH EIGENAAR ACTIAM BELEGGINGSFONDSEN - ON BEHALF OF ACTIAM DUURZAAM INDEX AANDELENFONDS OPKOMENDE LANDEN	GRAADT VAN ROGGENWEG 250 3531 AH UTRECHT UTRECHT		193,037	0.01
749	SPDR MSCI EMERGING MARKETS FOSSIL FUEL RESERVES FREE ETF	ONE LICOLN STREET BOSTON MASSACHUSETTS	UNITED STATES OF AMERICA	5,443	0.00
750	ABERDEEN STANDARD OEIC IV - ASI ASIA PACIFIC EX - JAPAN EQUITY TRACKER FUND	BOW BELLS HOUSE 1 BREAD STREET LONDON		91,269	0.00
751	ABERDEEN STANDARD OEIC IV - ASI EMERGING MARKETS EQUITY TRACKER FUND	BOW BELLS HOUSE 1 BREAD STREET LONDON		26,277	0.00
752	AMUNDI FUNDS NEW SILK ROAD	5 ALLEE SCHEFFER LUXEMBOURG LUXEMBOURG		36,437	0.00
753	ANIMA FUNDS PLC - ANIMA EMERGING MARKETS EQUITY	78 SIR JOHN ROGERSONS QUAY DUBLIN		13,009	0.00
754	SEI TRUST COMPANY, AS TRUSTEE ON BEHALF OF THE AXIOM EMERGING MARKETS TRUST	1 FREEDOM VALLEY DRIVE OAKS PENNSYLVANIA	UNITED STATES OF AMERICA	1,478,986	0.06
755	STICHTING PENSIOENFONDS ING	DE ENTREE 201 AMSTERDAM		202,088	0.01
756	AMUNDI INDEX SOLUTIONS - AMUNDI MSCI EMERGING ESG LEADERS	5 ALLEE SCHEFFER LUXEMBOURG LUXEMBOURG		266,644	0.01
757	AMUNDI INDEX SOLUTIONS - AMUNDI INDEX MSCI EMERGING ESG BROAD CTB	5 ALLEE SCHEFFER LUXEMBOURG LUXEMBOURG		122,856	0.00
758	SVS AUBREY CAPITAL MANAGEMENT INVESTMENT FUNDS - SVS AUBREY GLOBAL CONVICTION FUND	25 MOORGATE LONDON	UNITED KINGDOM	192,000	0.01
759	SPARTAN GROUP TRUST FOR EMPLOYEE BENEFIT PLANS SPARTAN EMERGING MARKETS INDEX POOL	1 Post Office SQ Floor 20th Boston MA 02109	UNITED STATES OF AMERICA	608,357	0.02
760	SWISSCANTO (CH) INDEX FUND V - SWISSCANTO (CH) INDEX EQUITY FUND EMERGING MARKETS	BAHNHOFSTR 9 ZURICH	SWITZERLAND	214,782	0.01
761	SATRIX EMERGING MARKETS EQUITY TRACKER FUND	Beech House Beech Hill Road	IRELAND	20,111	0.00
762	SSGA SPDR ETFs EUROPE I PUBLIC LIMITED COMPANY - S PDR MSCI EM ASIA UCITS ETF	78 SIR JOHN ROGERSONS QUAY DUBLIN 2	IRELAND	110,612	0.00
763	SSGA SPDR ETFs EUROPE I PUBLIC LIMITED COMPANY - S PDR MSCI ACWI UCITS ETF	78 SIR JOHN ROGERSONS QUAY DUBLIN 2	IRELAND	17,979	0.00
764	SSGA SPDR ETFs EUROPE I PUBLIC LIMITED COMPANY - S PDR MSCI EMERGING MARKETS UCITS ETF	78 SIR JOHN ROGERSONS QUAY DUBLIN 2	IRELAND	44,872	0.00
765	SUMITOMO MITSUI TRUST BANK, LIMITED AS TRUSTEE FOR SUMITOMO MITSUI TRUST PENSION COMMINGLED FUND E19 00961-0107	4-1 MARUNOUCHI 1-CHOME CHIYODA-KU TOKYO JAPAN		20,677	0.00
766	AMUNDI INDEX SOLUTIONS - AMUNDI PRIME EMERGING MARKETS	5 ALLEE SCHEFFER LUXEMBOURG LUXEMBOURG		2,602	0.00




767	AMUNDI INDEX SOLUTIONS - AMUNDI MSCI EMERGING EX CHINA ESG LEADERS SELECT	5 ALLEE SCHEFFER LUXEMBOURG LUXEMBOURG		151,625	0.01
768	STICHTING BEDRIJFSTAKPENSIOENFONDS VOOR DE DETAILHANDEL	Euclideslaan 201		189,663	0.01
769	STICHTING DEPOSITARY APG EMERGING MARKETS EQUITY POOL	OUDE LINDESTRAAT 70	NETHERLANDS	7,145,462	0.29
770	STATE STREET GLOBAL ADVISORS LUXEMBOURG SICAV - STATE STREET GLOBAL EMERGING MARKETS SCREENED INDEX EQUITY FUND	49 AVENUE JF KENNEDY LUXEMBOURG	LUXEMBOURG	64,427	0.00
771	STOREBRAND GLOBAL ALL COUNTRIES	VASAGATAN 10 STOCKHOLM	SWEDEN	153,585	0.01
772	STOREBRAND EMERGING MARKETS PLUS	VASAGATAN 10 STOCKHOLM	SWEDEN	107,858	0.00
773	SCOTTISH WIDOWS INVESTMENT SOLUTIONS FUNDS ICVC - FUNDAMENTAL LOW VOLATILITY INDEX EMERGING MARKETS EQUITY FUND	CHARLTON PLACE ANDOVER HAMPSHIRE	UNITED KINGDOM	27,196	0.00
774	SUNAMERICA SERIES TRUST - SA EMERGING MARKETS EQUITY INDEX PORTFOLIO	21650 OXNARD STREET 10TH FLOOR WOODLAND HILLS CALIFORNIA		7,657	0.00
775	SPARTAN GROUP TRUST FOR EMPLOYEE BENEFIT PLANS SPARTAN TOTAL INTERNATIONAL INDEX POOL	100 SUMMER STREET 12th FLOOR BOSTON MA		4,834	0.00
776	AQR UCITS FUNDS - AQR SUSTAINABLE EMERGING RELAXED CONSTRAINT EQUITY UCITS FUND	JP Morgan Chase Bank N.A, India Sub Custody 9th Floor, Tower A Block 9, NKP, Western Express Highway, Goregaon E.	INDIA	81,983	0.00
777	STATE STREET GLOBAL ADVISORS, AUSTRALIA SERVICES LIMITED AS THE RESPONSIBLE ENTITY OF SPDR S&P EMERGING MARKETS CARBON CONTROL FUND	LEVEL 15 420 GEORGE STREET SYDNEY NSW		1,048	0.00
778	STICHTING PENSIOENFONDS PGB	Arent Janszoon Ernststraat 595 H 1082 LD Amsterdam		209,933	0.01
779	SAMSUNG YELLOW UMBRELLA GLOBAL PRIVATE INVESTMENT TRUST KZ-32	26 Gukjegeumyung-ro 8-gil Yeongdeungpo-gu Seoul Seoul		28,000	0.00
780	STOREBRAND SICAV	6 rue Lou Hemmer Senningerberg Grand Duchy of Luxembourg		14,824	0.00
781	STATE STREET ICAV - STATE STREET EMERGING MARKETS SCREENED INDEX EQUITY FUND	78 SIR JOHN ROGERSONS QUAY DUBLIN NA		8,166	0.00
782	STRIVE EMERGING MARKETS EX-CHINA ETF	DEUTSCHE BANK AG, DB HOUSE HAZARIMAL SOMANI MARG, P.O.BOX NO. 1142, FORT MUMBAI	INDIA	12,176	0.00
783	SVS AUBREY GLOBAL EMERGING MARKETS FUND	25 Moorgate London UK		44,000	0.00
784	SCOTIA EMERGING MARKETS EQUITY INDEX TRACKER ETF	DEUTSCHE BANK AG, DB HOUSE HAZARIMAL SOMANI MARG, P.O.BOX NO. 1142, FORT MUMBAI	INDIA	6,488	0.00
785	STICHTING DEPOSITARY APG EME MULTI CLIENT POOL	JPMorgan Chase Bank, N.A. India Sub Custody 9th Floor, Tower A Block 9, NKP Western Express Highway, Goregaon E.	INDIA	30,441	0.00
786	SSGA SPDR ETFS EUROPE II PLC - SPDR MSCI EMERGING MARKETS CLIMATE PARIS ALIGNED UCITS ETF	DEUTSCHE BANK AG, DB HOUSE HAZARIMAL SOMANI MARG, P.O.BOX NO. 1142, FORT MUMBAI	INDIA	846	0.00
787	SSGA SPDR ETFS EUROPE II PLC - SPDR MSCI ACWI CLIMATE PARIS ALIGNED UCITS ETF	DEUTSCHE BANK AG, DB HOUSE HAZARIMAL SOMANI MARG, P.O.BOX NO. 1142, FORT MUMBAI	INDIA	302	0.00
788	SEI TRUST COMPANY, AS TRUSTEE ON BEHALF OF NUVEEN TIAA EMERGING MARKETS EQUITY INDEX FUND	HSBC SECURITIES SERVICES 11TH FLOOR, BLDG 3, NESCO - IT PARK NESCO COMPLEX, W.E. HIGHWAY GOREGAON (EAST), MUMBAI	INDIA	35,689	0.00
789	SWISSCANTO (CH) INDEX FUND V - SWISSCANTO (CH) INDEX EQUITY FUND EMERGING MARKETS RESPONSIBLE	Bahnhofstrasse 9 Zurich Zurich Zurich		360,704	0.01



790	SPARINVEST SICAV	HSBC SECURITIES SERVICES 11TH FLR, BLDG NO.3, NESCO - IT PARK NESCO COMPLEX, W E HIGHWAY GOREGAON EAST, MUMBAI	INDIA	127,267	0.01
791	SEDCO CAPITAL GLOBAL UCITS - SC GLOBAL EMERGING MARKET EQUITIES PASSIVE FUND	HSBC SECURITIES SERVICES 11TH FLOOR, BLDG 3, NESCO - IT PARK NESCO COMPLEX, W.E. HIGHWAY GOREGAON (EAST), MUMBAI	INDIA	35,160	0.00
792	SECOND STREET PARTNERS FUND PCC - CELL 1 .	C O ONS FINSERV LTD 11 FLOOR BRAMER HOUSE HOTEL AVENUE EBENE 72201 MAURITIUS	INDIA	594	0.00
793	SEDCO CAPITAL GLOBAL UCITS - SC GLOBAL REAL ESTATE EQUITIES PASSIVE FUND	HSBC SECURITIES SERVICES 11TH FLOOR, BLDG 3, NESCO - IT PARK NESCO COMPLEX, W.E. HIGHWAY GOREGAON (EAST), MUMBAI	INDIA	210,243	0.01
794	SWEDBANK ROBUR ACCESS ASIEN	CITIBANK N.A. CUSTODY SERVICES FIFC- 9TH FLOOR, G BLOCK PLOT C-54 AND C-55, BKC BANDRA - EAST, MUMBAI	INDIA	252,768	0.01
795	STICHTING RABOBANK PENSIOENFONDS MANAGED BY UBS FUND MANAGEMENT (LUXEMBOURG) S.A.	HSBC SECURITIES SERVICES 11TH FLOOR, BLDG 3, NESCO - IT PARK NESCO COMPLEX, W.E. HIGHWAY GOREGAON (EAST), MUMBAI	INDIA	57,664	0.00
	STICHTING RABOBANK PENSIOENFONDS MANAGED BY LGIM MANAGERS (EUROPE) LIMITED	HSBC SECURITIES SERVICES 11TH FLOOR, BLDG 3, NESCO - IT PARK NESCO COMPLEX, W.E. HIGHWAY GOREGAON (EAST), MUMBAI	INDIA	74,206	0.00
796	INTERNATIONAL MONETARY FUND (IN RESPECT OF THE INTERNATIONAL MONETARY FUND STAFF RETIREMENT PLAN)	700 19TH STREET NW WASHINGTON DC		178,269	0.01
797	INTERNATIONAL MONETARY FUND (IN RESPECT OF THE INTERNATIONAL MONETARY FUND RETIRED STAFF BENEFITS INVESTMENT ACCOUNT)	700 19TH STREET NW WASHINGTON DC		51,632	0.00
TOTAL:				409,143,331	16.53

Note: Shareholding has been grouped based on the Permanent Account Number (PAN) of the Shareholders.




VIII. DETAILS OF DIRECTORS AND KEY MANAGERIAL PERSONNEL
(A) Composition of Board of Directors: (B) (i) Details of Directors and Key managerial personnel as on the closure of financial year

Category	Number of directors at the beginning of the year		Number of directors at the end of the year		Percentage of shares held by directors as at the end of year		Number of shares held by directors at the end of the year			
	Executive	Non-executive	Executive	Non-executive	Executive	Non-executive	Executive		Non-executive	
							Name of Directors	No. of Shares	Name of Directors	No. of Shares
A. Promoter	1	3	1	3	0.01	0.87	Mr. Rajiv Singh	2,56,320	Ms. Pia Singh	2,14,20,500
									Ms. Savitri Devi Singh	0
									Ms. Anushka Singh	0
B. Non-Promoter	2	8	2	7	0.01	0				
(i) Non-Independent	2	1	2	0	0.01	0	Mr. Ashok Kumar Tyagi	2,61,660		
							Mr. Devinder Singh	95,793		
(ii) Independent	0	7	0	7	0	0			Mr. Ved Kumar Jain	0
									Mr. Amarjit Singh Minocha	0

								Mr. Pramod Bhasin	0
								Ms. Priya Paul	270
								Mr. Vivek Mehra	8,183
								Lt. Gen. Aditya Singh (Retd.)	0
								Dr. Umesh Kumar Chaudhary	0
C. Nominee Directors representing	0	0	0	0	0	0			
(i) Banks & FIs	0	0	0	0	0	0			
(ii) Investing institutions	0	0	0	0	0	0			
(iii) Government	0	0	0	0	0	0			
(iv) Small share holders	0	0	0	0	0	0			
(v) Others	0	0	0	0	0	0			
Total	3	11	3	10	0.02	0.87			

(B) (ii) Particulars of change in director(s) and Key managerial personnel during the year

During the Financial Year ended 31st March 2024, Mr. Vivek Anand, Chief Financial Officer (CFO) of the Company has resigned from the position of CFO of the Company with effect from the close of business hours on 29th February 2024. Further, Mr. Ved Kumar Jain and Mr. Pramod Bhasin, Independent Directors has ceased to be Directors of the Company due to completion of their second term with effect from the close of business hours on 31st March 2024.



IX. MEETINGS OF MEMBERS/ CLASS OF MEMBERS/ BOARD/ COMMITTEES OF THE BOARD OF DIRECTORS
C. COMMITTEE MEETINGS

S. No.	Type of Meeting	Date of Meeting	Total Number of Members as on the date of the meeting	Attendance	
				Number of Members attended	% of attendance
11.	Audit Committee	27/03/2024	4	4	100%
12.	Stakeholders Relationship Committee	20/04/2023	4	3	75%
13.	Stakeholders Relationship Committee	14/07/2023	3	3	100%
14.	Stakeholders Relationship Committee	12/10/2023	3	3	100%
15.	Stakeholders Relationship Committee	18/01/2024	3	3	100%
16.	Nomination and Remuneration Committee	04/05/2023	3	3	100%
17.	Nomination and Remuneration Committee	03/08/2023	3	3	100%
18.	Nomination and Remuneration Committee	23/01/2024	3	3	100%
19.	Nomination and Remuneration Committee	26/03/2024	3	3	100%
20.	Corporate Governance Committee	01/05/2023	4	3	75%
21.	Finance Committee	07/11/2023	5	3	60%
22.	Finance Committee	19/12/2023	5	5	100%
23.	Finance Committee	17/01/2024	5	5	100%
24.	Finance Committee	13/03/2024	5	5	100%
25.	Corporate Social Responsibility Committee	28/04/2023	4	4	100%
26.	Corporate Social Responsibility Committee	04/09/2023	4	4	100%
27.	Corporate Social Responsibility Committee	05/03/2024	4	4	100%



28.	Risk Management Committee	28/06/2023	6	6	100%
29.	Risk Management Committee	21/11/2023	6	6	100%
30.	Risk Management Committee	22/03/2024	6	5	83.33%
31.	Committee of Directors	23/11/2023	7	7	100%
32.	Committee of Directors	05/02/2024	7	6	85.71%
33.	Committee of Directors	26/03/2024	7	5	71.43%


D. ATTENDANCE OF DIRECTORS

S. No.	Name of the director	Board Meetings			Committee Meetings			Whether attended AGM held on
		Number of Meetings which director was entitled to attend	Number of Meetings attended	% of attendance	Number of Meetings which director was entitled to attend	Number of Meetings attended	% of attendance	07/08/2024
								(Y/N/NA)
11.	Late Rajiv Krishan Luthra*	0	0	0	2	0	0	Not Applicable
12.	Late Gurvirendra Singh Talwar**	6	1	16.67%	1	1	100%	Not Applicable
13.	Lt. Gen. Ajai Singh (Retd.)#	Not Applicable#						Yes

* Demised on 10 May 2023.

** Demised on 27 January 2024.

Appointed w.e.f. 1 April 2024 as an Independent Director.



Handwritten initials and a circled '2M' at the bottom right.