


Note :-

- BUILDING HAS AUTOMATIC SPRINKLER SYSTEM REQUIRED BY NBC.
- BUILDING WILL BE DESIGNED (STRUCTURES) AS PER RELEVANT IS CODES FOR EARTH QUAKE RESISTANCE.
- BUILDING IS ARTIFICIALLY LIGHTED MECHANICALLY VENTILATED / AIRCONDITIONED & 100% POWER BACKUP.

LEGEND :-

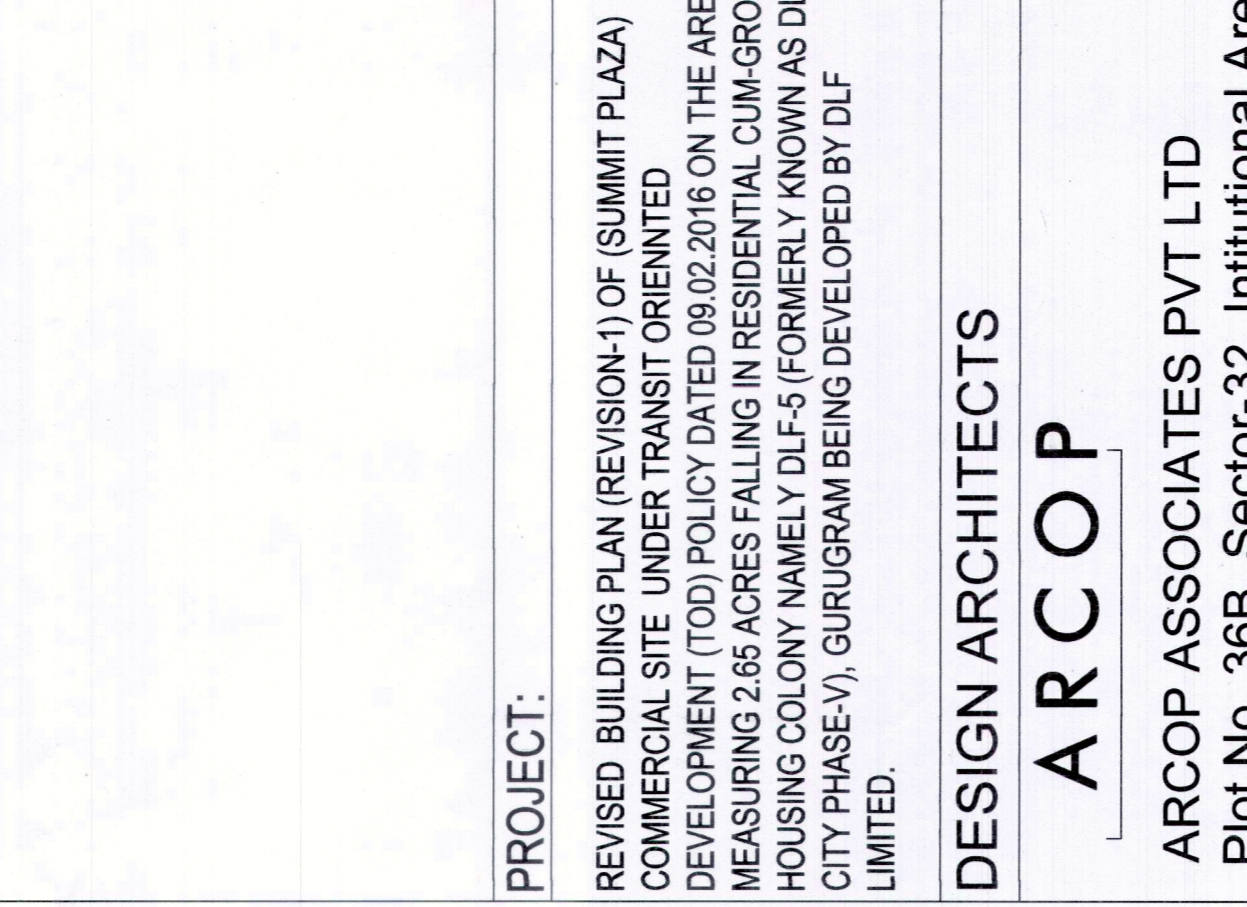
NOTE:- BASEMENT IS ARTIFICIALLY LIGHTED MECHANICALLY VENTILATED.

- FIRE FIGHTING LEGEND:-**
- 1000 METRE FIRE EXTINGUISHER
 - 2000 METRE FIRE EXTINGUISHER
 - 3000 METRE FIRE EXTINGUISHER
 - 4000 METRE FIRE EXTINGUISHER
 - 5000 METRE FIRE EXTINGUISHER
 - 6000 METRE FIRE EXTINGUISHER
 - 7000 METRE FIRE EXTINGUISHER
 - 8000 METRE FIRE EXTINGUISHER
 - 9000 METRE FIRE EXTINGUISHER
 - 10000 METRE FIRE EXTINGUISHER
 - 11000 METRE FIRE EXTINGUISHER
 - 12000 METRE FIRE EXTINGUISHER
 - 13000 METRE FIRE EXTINGUISHER
 - 14000 METRE FIRE EXTINGUISHER
 - 15000 METRE FIRE EXTINGUISHER
 - 16000 METRE FIRE EXTINGUISHER
 - 17000 METRE FIRE EXTINGUISHER
 - 18000 METRE FIRE EXTINGUISHER
 - 19000 METRE FIRE EXTINGUISHER
 - 20000 METRE FIRE EXTINGUISHER



DOOR WINDOW SCHEDULE

NO.	DOOR WINDOW NO.	WIDTH	HEIGHT	MATERIAL	GLASS	TYPE	REMARKS
1	01	1000	2000	WOODEN	GLASS	DOOR	WOODEN DOOR
2	02	1000	2000	WOODEN	GLASS	DOOR	WOODEN DOOR
3	03	1000	2000	WOODEN	GLASS	DOOR	WOODEN DOOR
4	04	1000	2000	WOODEN	GLASS	DOOR	WOODEN DOOR
5	05	1000	2000	WOODEN	GLASS	DOOR	WOODEN DOOR
6	06	1000	2000	WOODEN	GLASS	DOOR	WOODEN DOOR
7	07	1000	2000	WOODEN	GLASS	DOOR	WOODEN DOOR
8	08	1000	2000	WOODEN	GLASS	DOOR	WOODEN DOOR
9	09	1000	2000	WOODEN	GLASS	DOOR	WOODEN DOOR
10	10	1000	2000	WOODEN	GLASS	DOOR	WOODEN DOOR
11	11	1000	2000	WOODEN	GLASS	DOOR	WOODEN DOOR
12	12	1000	2000	WOODEN	GLASS	DOOR	WOODEN DOOR
13	13	1000	2000	WOODEN	GLASS	DOOR	WOODEN DOOR
14	14	1000	2000	WOODEN	GLASS	DOOR	WOODEN DOOR
15	15	1000	2000	WOODEN	GLASS	DOOR	WOODEN DOOR
16	16	1000	2000	WOODEN	GLASS	DOOR	WOODEN DOOR
17	17	1000	2000	WOODEN	GLASS	DOOR	WOODEN DOOR
18	18	1000	2000	WOODEN	GLASS	DOOR	WOODEN DOOR
19	19	1000	2000	WOODEN	GLASS	DOOR	WOODEN DOOR
20	20	1000	2000	WOODEN	GLASS	DOOR	WOODEN DOOR
21	21	1000	2000	WOODEN	GLASS	DOOR	WOODEN DOOR
22	22	1000	2000	WOODEN	GLASS	DOOR	WOODEN DOOR
23	23	1000	2000	WOODEN	GLASS	DOOR	WOODEN DOOR
24	24	1000	2000	WOODEN	GLASS	DOOR	WOODEN DOOR
25	25	1000	2000	WOODEN	GLASS	DOOR	WOODEN DOOR
26	26	1000	2000	WOODEN	GLASS	DOOR	WOODEN DOOR
27	27	1000	2000	WOODEN	GLASS	DOOR	WOODEN DOOR
28	28	1000	2000	WOODEN	GLASS	DOOR	WOODEN DOOR
29	29	1000	2000	WOODEN	GLASS	DOOR	WOODEN DOOR
30	30	1000	2000	WOODEN	GLASS	DOOR	WOODEN DOOR
31	31	1000	2000	WOODEN	GLASS	DOOR	WOODEN DOOR
32	32	1000	2000	WOODEN	GLASS	DOOR	WOODEN DOOR
33	33	1000	2000	WOODEN	GLASS	DOOR	WOODEN DOOR
34	34	1000	2000	WOODEN	GLASS	DOOR	WOODEN DOOR
35	35	1000	2000	WOODEN	GLASS	DOOR	WOODEN DOOR
36	36	1000	2000	WOODEN	GLASS	DOOR	WOODEN DOOR
37	37	1000	2000	WOODEN	GLASS	DOOR	WOODEN DOOR
38	38	1000	2000	WOODEN	GLASS	DOOR	WOODEN DOOR
39	39	1000	2000	WOODEN	GLASS	DOOR	WOODEN DOOR
40	40	1000	2000	WOODEN	GLASS	DOOR	WOODEN DOOR



PROJECT:

REVISED BUILDING PLAN (REVISION-1) OF (SUMMIT PLAZA) COMMERCIAL SITE UNDER TRANSIT ORIENTED DEVELOPMENT (TOD) POLICY DATED 09.02.2016 ON THE AREA MEASURING 2.86 ACRES FALLING IN RESIDENTIAL CUM GROUP MEASURING 2.86 ACRES FALLING IN RESIDENTIAL CUM GROUP CITY PHASE-VI, GURUGRAM BEING DEVELOPED BY DLF LIMITED.

DESIGN ARCHITECTS

ARCOP

ARCOP ASSOCIATES PVT LTD
Plot No. 36B, Sector-32, Institutional Area,
Gurgaon, Haryana. 122001, India
Tel.: 91-124-4595500
91-124-4595550
Fax: 91-124-4595550

ASSOCIATE ARCHITECTS

RISIMIS ARCHITECTS

RSMS ARCHITECTS PVT. LTD.
69, Nara Niwas, Bhawani Kunj
(Behind D2), Vasant Kunj,
New Delhi-110070.
Tel.: 011-26998616, 26998617
www.rsms-arch.com

This is a PROVISIONAL BUILDING PLAN approved only for the purpose of finaling application from the present public.

Checked and found ok for Public Health (Informal) Service only subject to comments in forwarding letter No. 33564.

Supervised by Engineer (H/O) for Chief Engineer (H/O) for Public Health (Informal) Service only subject to comments in forwarding letter No. 33564.

Stamp and Signature of Engineer (H/O) for Chief Engineer (H/O) for Public Health (Informal) Service only subject to comments in forwarding letter No. 33564.

OWNER'S SEAL & SIGNATURE

ARCHITECT'S SEAL & SIGNATURE

JAN-2024 Scale : 1:200

Drawing Title:- BASEMENT PLAN-01 & AREA CALCULATION

Drawing No:- BS-01

DATE: 2024-01-22

AREA CALCULATION OF BASEMENT

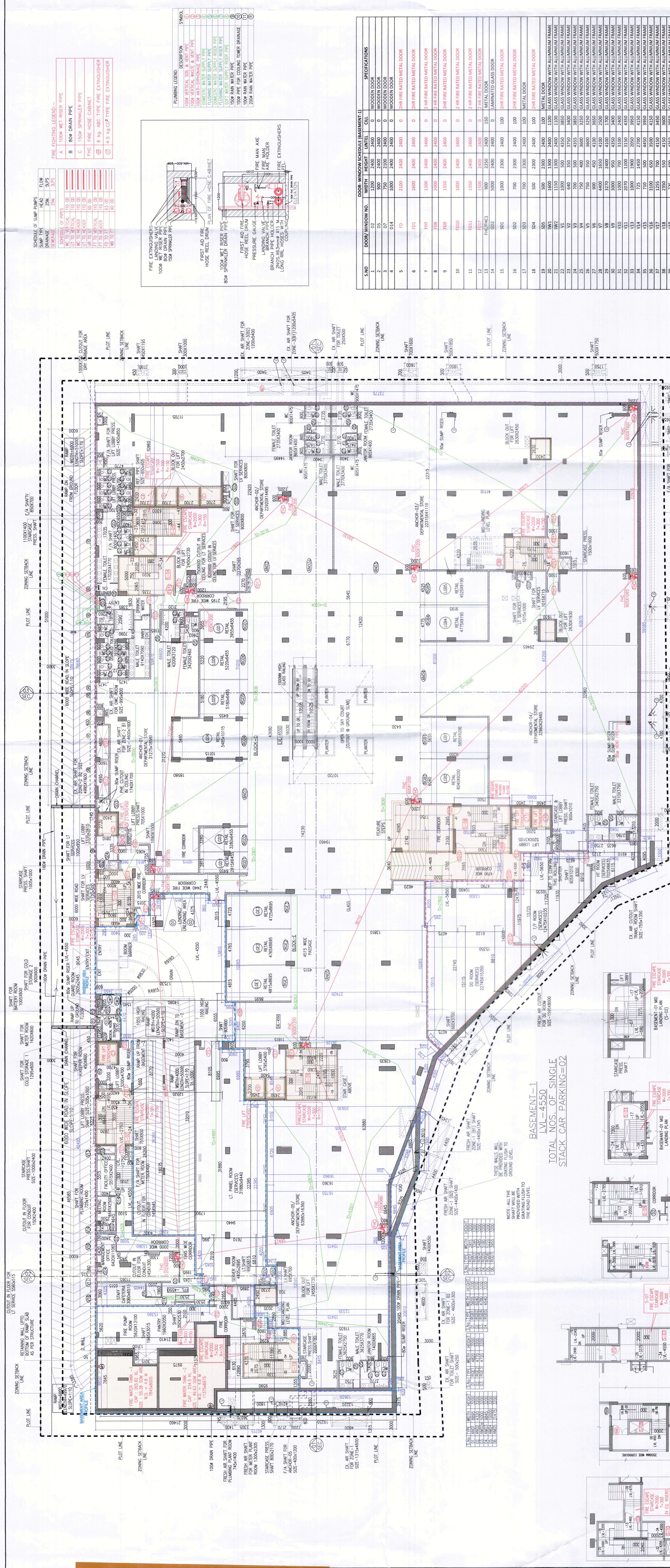
NO.	AREA	UNIT	REMARKS
1	1000	SQ.M	AREA OF BASEMENT FLOOR
2	1000	SQ.M	AREA OF BASEMENT FLOOR
3	1000	SQ.M	AREA OF BASEMENT FLOOR
4	1000	SQ.M	AREA OF BASEMENT FLOOR
5	1000	SQ.M	AREA OF BASEMENT FLOOR
6	1000	SQ.M	AREA OF BASEMENT FLOOR
7	1000	SQ.M	AREA OF BASEMENT FLOOR
8	1000	SQ.M	AREA OF BASEMENT FLOOR
9	1000	SQ.M	AREA OF BASEMENT FLOOR
10	1000	SQ.M	AREA OF BASEMENT FLOOR
11	1000	SQ.M	AREA OF BASEMENT FLOOR
12	1000	SQ.M	AREA OF BASEMENT FLOOR
13	1000	SQ.M	AREA OF BASEMENT FLOOR
14	1000	SQ.M	AREA OF BASEMENT FLOOR
15	1000	SQ.M	AREA OF BASEMENT FLOOR
16	1000	SQ.M	AREA OF BASEMENT FLOOR
17	1000	SQ.M	AREA OF BASEMENT FLOOR
18	1000	SQ.M	AREA OF BASEMENT FLOOR
19	1000	SQ.M	AREA OF BASEMENT FLOOR
20	1000	SQ.M	AREA OF BASEMENT FLOOR
21	1000	SQ.M	AREA OF BASEMENT FLOOR
22	1000	SQ.M	AREA OF BASEMENT FLOOR
23	1000	SQ.M	AREA OF BASEMENT FLOOR
24	1000	SQ.M	AREA OF BASEMENT FLOOR
25	1000	SQ.M	AREA OF BASEMENT FLOOR
26	1000	SQ.M	AREA OF BASEMENT FLOOR
27	1000	SQ.M	AREA OF BASEMENT FLOOR
28	1000	SQ.M	AREA OF BASEMENT FLOOR
29	1000	SQ.M	AREA OF BASEMENT FLOOR
30	1000	SQ.M	AREA OF BASEMENT FLOOR
31	1000	SQ.M	AREA OF BASEMENT FLOOR
32	1000	SQ.M	AREA OF BASEMENT FLOOR
33	1000	SQ.M	AREA OF BASEMENT FLOOR
34	1000	SQ.M	AREA OF BASEMENT FLOOR
35	1000	SQ.M	AREA OF BASEMENT FLOOR
36	1000	SQ.M	AREA OF BASEMENT FLOOR
37	1000	SQ.M	AREA OF BASEMENT FLOOR
38	1000	SQ.M	AREA OF BASEMENT FLOOR
39	1000	SQ.M	AREA OF BASEMENT FLOOR
40	1000	SQ.M	AREA OF BASEMENT FLOOR

BASEMENT -01

AREA CALCULATION

AREA CALCULATION OF BASEMENT

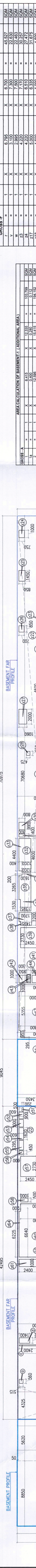
AREA CALCULATION OF BASEMENT



BASEMENT-1

LVL-4550

TOTAL NOS. OF SINGLE STACK CAR PARKING=02



NO.	AREA	UNIT	REMARKS
1	1000	SQ.M	AREA OF BASEMENT FLOOR
2	1000	SQ.M	AREA OF BASEMENT FLOOR
3	1000	SQ.M	AREA OF BASEMENT FLOOR
4	1000	SQ.M	AREA OF BASEMENT FLOOR
5	1000	SQ.M	AREA OF BASEMENT FLOOR
6	1000	SQ.M	AREA OF BASEMENT FLOOR
7	1000	SQ.M	AREA OF BASEMENT FLOOR
8	1000	SQ.M	AREA OF BASEMENT FLOOR
9	1000	SQ.M	AREA OF BASEMENT FLOOR
10	1000	SQ.M	AREA OF BASEMENT FLOOR
11	1000	SQ.M	AREA OF BASEMENT FLOOR
12	1000	SQ.M	AREA OF BASEMENT FLOOR
13	1000	SQ.M	AREA OF BASEMENT FLOOR
14	1000	SQ.M	AREA OF BASEMENT FLOOR
15	1000	SQ.M	AREA OF BASEMENT FLOOR
16	1000	SQ.M	AREA OF BASEMENT FLOOR
17	1000	SQ.M	AREA OF BASEMENT FLOOR
18	1000	SQ.M	AREA OF BASEMENT FLOOR
19	1000	SQ.M	AREA OF BASEMENT FLOOR
20	1000	SQ.M	AREA OF BASEMENT FLOOR
21	1000	SQ.M	AREA OF BASEMENT FLOOR
22	1000	SQ.M	AREA OF BASEMENT FLOOR
23	1000	SQ.M	AREA OF BASEMENT FLOOR
24	1000	SQ.M	AREA OF BASEMENT FLOOR
25	1000	SQ.M	AREA OF BASEMENT FLOOR
26	1000	SQ.M	AREA OF BASEMENT FLOOR
27	1000	SQ.M	AREA OF BASEMENT FLOOR
28	1000	SQ.M	AREA OF BASEMENT FLOOR
29	1000	SQ.M	AREA OF BASEMENT FLOOR
30	1000	SQ.M	AREA OF BASEMENT FLOOR
31	1000	SQ.M	AREA OF BASEMENT FLOOR
32	1000	SQ.M	AREA OF BASEMENT FLOOR
33	1000	SQ.M	AREA OF BASEMENT FLOOR
34	1000	SQ.M	AREA OF BASEMENT FLOOR
35	1000	SQ.M	AREA OF BASEMENT FLOOR
36	1000	SQ.M	AREA OF BASEMENT FLOOR
37	1000	SQ.M	AREA OF BASEMENT FLOOR
38	1000	SQ.M	AREA OF BASEMENT FLOOR
39	1000	SQ.M	AREA OF BASEMENT FLOOR
40	1000	SQ.M	AREA OF BASEMENT FLOOR

NO.	AREA	UNIT	REMARKS
1	1000	SQ.M	AREA OF BASEMENT FLOOR
2	1000	SQ.M	AREA OF BASEMENT FLOOR
3	1000	SQ.M	AREA OF BASEMENT FLOOR
4	1000	SQ.M	AREA OF BASEMENT FLOOR
5	1000	SQ.M	AREA OF BASEMENT FLOOR
6	1000	SQ.M	AREA OF BASEMENT FLOOR
7	1000	SQ.M	AREA OF BASEMENT FLOOR
8	1000	SQ.M	AREA OF BASEMENT FLOOR
9	1000	SQ.M	AREA OF BASEMENT FLOOR
10	1000	SQ.M	AREA OF BASEMENT FLOOR
11	1000	SQ.M	AREA OF BASEMENT FLOOR
12	1000	SQ.M	AREA OF BASEMENT FLOOR
13	1000	SQ.M	AREA OF BASEMENT FLOOR
14	1000	SQ.M	AREA OF BASEMENT FLOOR
15	1000	SQ.M	AREA OF BASEMENT FLOOR
16	1000	SQ.M	AREA OF BASEMENT FLOOR
17	1000	SQ.M	AREA OF BASEMENT FLOOR
18	1000	SQ.M	AREA OF BASEMENT FLOOR
19	1000	SQ.M	AREA OF BASEMENT FLOOR
20	1000	SQ.M	AREA OF BASEMENT FLOOR
21	1000	SQ.M	AREA OF BASEMENT FLOOR
22	1000	SQ.M	AREA OF BASEMENT FLOOR
23	1000	SQ.M	AREA OF BASEMENT FLOOR
24	1000	SQ.M	AREA OF BASEMENT FLOOR
25	1000	SQ.M	AREA OF BASEMENT FLOOR
26	1000	SQ.M	AREA OF BASEMENT FLOOR
27	1000	SQ.M	AREA OF BASEMENT FLOOR
28	1000	SQ.M	AREA OF BASEMENT FLOOR
29	1000	SQ.M	AREA OF BASEMENT FLOOR
30	1000	SQ.M	AREA OF BASEMENT FLOOR
31	1000	SQ.M	AREA OF BASEMENT FLOOR
32	1000	SQ.M	AREA OF BASEMENT FLOOR
33	1000	SQ.M	AREA OF BASEMENT FLOOR
34	1000	SQ.M	AREA OF BASEMENT FLOOR
35	1000	SQ.M	AREA OF BASEMENT FLOOR
36	1000	SQ.M	AREA OF BASEMENT FLOOR
37	1000	SQ.M	AREA OF BASEMENT FLOOR
38	1000	SQ.M	AREA OF BASEMENT FLOOR
39	1000	SQ.M	AREA OF BASEMENT FLOOR
40	1000	SQ.M	AREA OF BASEMENT FLOOR

NO.	AREA	UNIT	REMARKS
1	1000	SQ.M	AREA OF BASEMENT FLOOR
2	1000	SQ.M	AREA OF BASEMENT FLOOR
3	1000	SQ.M	AREA OF BASEMENT FLOOR
4	1000	SQ.M	AREA OF BASEMENT FLOOR
5	1000	SQ.M	AREA OF BASEMENT FLOOR
6	1000	SQ.M	AREA OF BASEMENT FLOOR
7	1000	SQ.M	AREA OF BASEMENT FLOOR
8	1000	SQ.M	AREA OF BASEMENT FLOOR
9	1000	SQ.M	AREA OF BASEMENT FLOOR
10	1000	SQ.M	AREA OF BASEMENT FLOOR
11	1000	SQ.M	AREA OF BASEMENT FLOOR
12	1000	SQ.M	AREA OF BASEMENT FLOOR
13	1000	SQ.M	AREA OF BASEMENT FLOOR
14	1000	SQ.M	AREA OF BASEMENT FLOOR
15	1000	SQ.M	AREA OF BASEMENT FLOOR
16	1000	SQ.M	AREA OF BASEMENT FLOOR
17	1000	SQ.M	AREA OF BASEMENT FLOOR
18	1000	SQ.M	AREA OF BASEMENT FLOOR
19	1000	SQ.M	AREA OF BASEMENT FLOOR
20	1000	SQ.M	AREA OF BASEMENT FLOOR
21	1000	SQ.M	AREA OF BASEMENT FLOOR
22	1000	SQ.M	AREA OF BASEMENT FLOOR
23	1000	SQ.M	AREA OF BASEMENT FLOOR
24	1000	SQ.M	AREA OF BASEMENT FLOOR
25	1000	SQ.M	AREA OF BASEMENT FLOOR
26	1000	SQ.M	AREA OF BASEMENT FLOOR
27	1000	SQ.M	AREA OF BASEMENT FLOOR
28	1000	SQ.M	AREA OF BASEMENT FLOOR
29	1000	SQ.M	AREA OF BASEMENT FLOOR
30	1000	SQ.M	AREA OF BASEMENT FLOOR
31	1000	SQ.M	AREA OF BASEMENT FLOOR
32	1000	SQ.M	AREA OF BASEMENT FLOOR
33	1000	SQ.M	AREA OF BASEMENT FLOOR
34	1000	SQ.M	AREA OF BASEMENT FLOOR
35	1000	SQ.M	AREA OF BASEMENT FLOOR
36	1000	SQ.M	AREA OF BASEMENT FLOOR
37	1000	SQ.M	AREA OF BASEMENT FLOOR
38	1000	SQ.M	AREA OF BASEMENT FLOOR
39	1000	SQ.M	AREA OF BASEMENT FLOOR
40	1000	SQ.M	AREA OF BASEMENT FLOOR

NO.	AREA	UNIT	REMARKS
1	1000	SQ.M	AREA OF BASEMENT FLOOR
2	1000	SQ.M	AREA OF BASEMENT FLOOR
3	1000	SQ.M	AREA OF BASEMENT FLOOR
4	1000	SQ.M	AREA OF BASEMENT FLOOR
5	1000	SQ.M	AREA OF BASEMENT FLOOR
6	1000	SQ.M	AREA OF BASEMENT FLOOR
7	1000	SQ.M	AREA OF BASEMENT FLOOR
8	1000	SQ.M	AREA OF BASEMENT FLOOR
9	1000	SQ.M	AREA OF BASEMENT FLOOR
10	1000	SQ.M	AREA OF BASEMENT FLOOR
11	1000	SQ.M	AREA OF BASEMENT FLOOR
12	1000	SQ.M	AREA OF BASEMENT FLOOR
13	1000	SQ.M	AREA OF BASEMENT FLOOR
14	1000	SQ.M	AREA OF BASEMENT FLOOR
15	1000	SQ.M	AREA OF BASEMENT FLOOR
16	1000	SQ.M	AREA OF BASEMENT FLOOR
17	1000	SQ.M	AREA OF BASEMENT FLOOR
18	100		